



SUZUKI
MARINE

Parts Book

DF 25 (00-01)

DF 30 (00-01)

PREFACE

When it becomes necessary to replace parts on SUZUKI OUTBOARD MOTORS, always use SUZUKI GENUINE PARTS which have passed a strict inspection which guarantees quality and performance.

This parts catalogue covers the list of all service parts for SUZUKI DF25, DF30 '00~'01 MODEL.

INSTRUCTIONS FOR QUOTING THE CATALOGUE

1. DIMENSIONS

Dimensions of the parts in this catalogue are indicated in unit millimeters.

2. ABBREVIATIONS

Abbreviations used in this catalogue are as follows:

AR	: As required	NT	: Number of teeth
ASSY	: Assembly	OPT	: Optional
E.No.	: Engine number	OS	: Over size
F.No.	: Frame number	STD	: Standard
d	: Diameter of material	T	: Thickness
ID	: Inside diameter	US	: Under size
OD	: Outside diameter	W	: Width
L	: Length	W/	: With
LH(PORT)	: Left hand side	S,L,UL,LL	: Transom type
RH(STBD)	: Right hand side	SUS	: Stainless steel
~031234	: Up to F.No.03001F-031234	PTT	: Power trim and tilt
031234~	: From F.No.03001F-031234	'00	: MODEL:2000
		'01	: MODEL:2001

$\frac{12}{|} \times \frac{34}{|} \times \frac{5.6}{|}$ Figures in the description column
 | | | show the dimensions of parts.
 ID OD T(or W,L)

→12345-56781 (Parts No.) : indicates that the parts number was changed to 12345-56781 and the new parts are interchangeable with the former ones but the former ones are not interchangeable with new ones.

←12345-56781 (Parts No.) : indicates that the former and new parts are interchangeable with each other and both are usable.

3. INNER PARTS OF ASSEMBLY

Part name with a dot (.) in front as shown in the description column indicates the component of the assembly also available individually.

4. MODIFICATION NOTICE

A parts bulletin will be sent to you on all occasions when changes in parts occur, including interchangeable modifications between new parts and old ones.

5. NOTE

5-1. There are some different parts from those of production models among spare parts for the administrative reasons and common use of them with other models.

5-2. In respect of rubber hoses and vinyl tubes, please be sure to use them by cutting off according to the length mentioned on parts catalogue or what is actually required on the vehicle.

5-3. Note that the drawings on the illustration page are for ready reference of spare parts number, not to be used as an assembly manual. When assembling, use "SUZUKI SERVICE MANUAL".

6. MODEL NAME AND ENGINE NUMBER

MODEL	YEAR'S	TYPE	TRANSOM	ENGINE No.
DF25QY	'00	02501F	S,L	02501F-030001~
DF25QRY	'00	02501F	S,L	02501F-030001~
DF25TY	'00	02501F	S,L	02501F-030001~
DF25Q1	'01	02501F	S,L	02501F-151001~
DF25QR1	'01	02501F	S,L	02501F-151001~
DF25T1	'01	02501F	S,L	02501F-151001~
DF30QY	'00	03001F	S,L	03001F-030001~
DF30QRY	'00	03001F	S,L	03001F-030001~
DF30TY	'00	03001F	S,L	03001F-030001~
DF30Q1	'01	03001F	S,L	03001F-151001~
DF30QR1	'01	03001F	S,L	03001F-151001~
DF30T1	'01	03001F	S,L	03001F-151001~

FIG.1

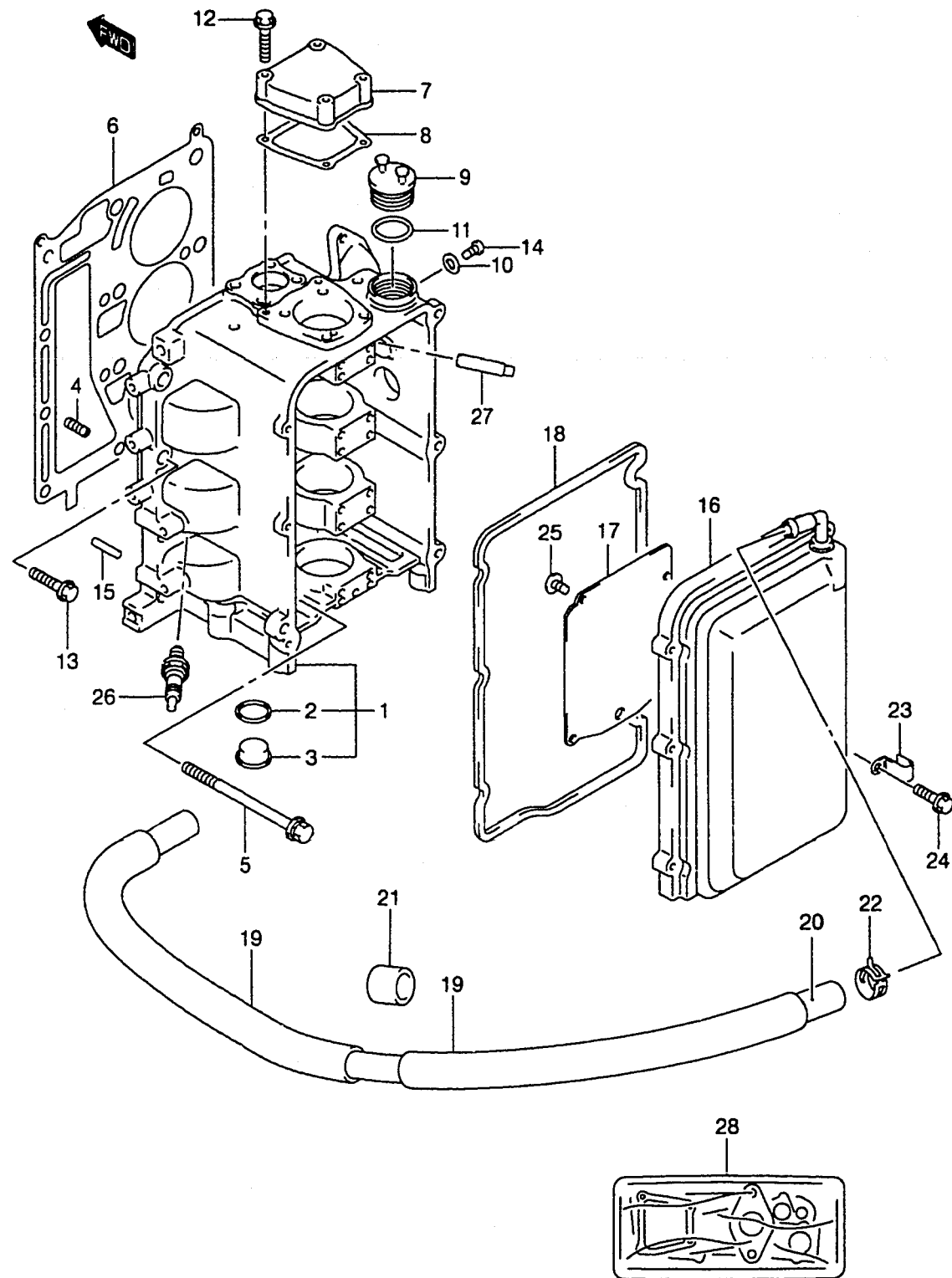
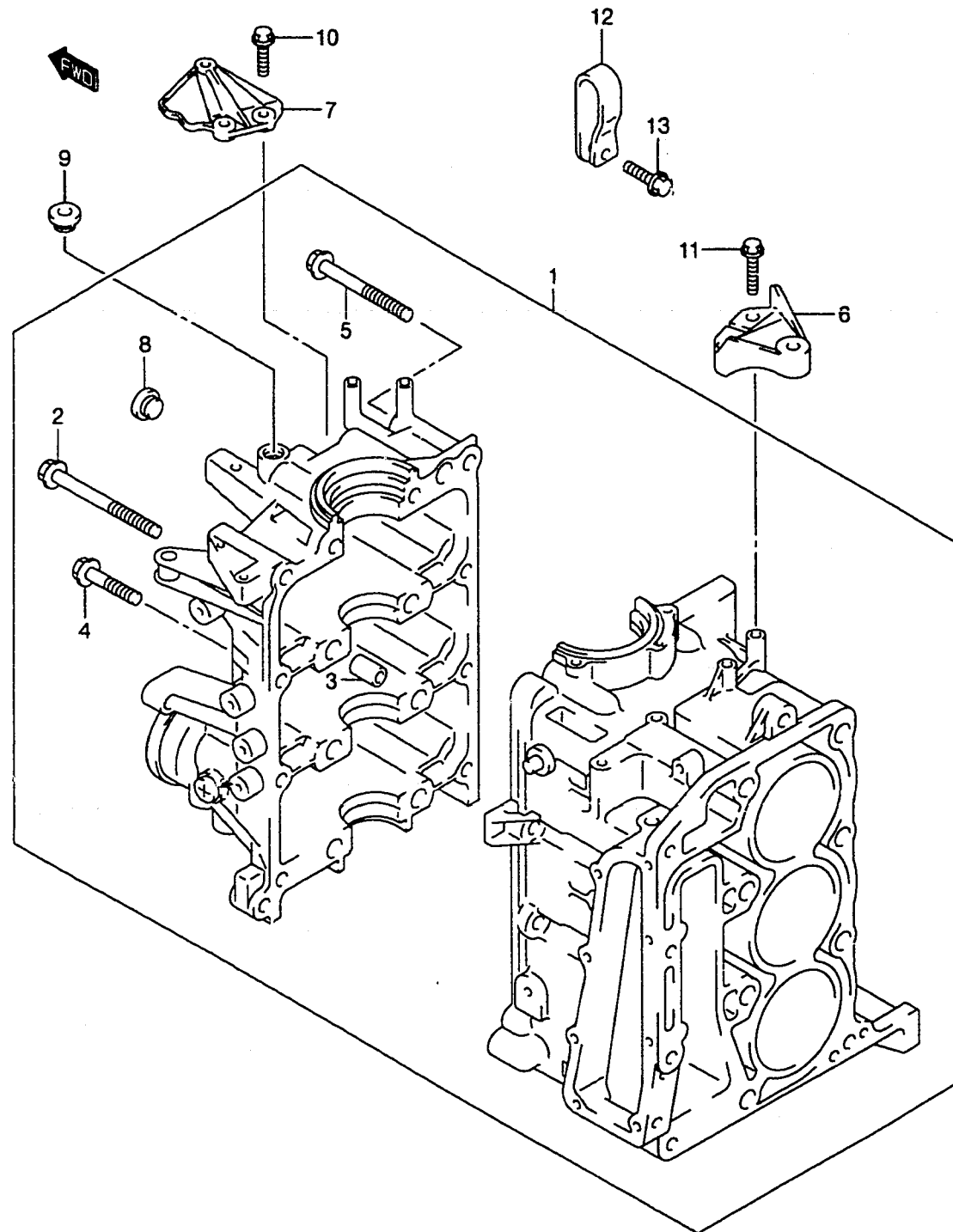


FIG.1 (B-2)

CYLINDER HEAD

REF.NO.	PART NO.	DESCRIPTION	QTY.	REMARKS
1-1	11110-89J00-0EP	HEAD, CYLINDER (BLACK)	1	
1-2	11110-89J00-019	HEAD, CYLINDER (BLACK)	1	MODEL:01
2	11217-85FA0	.GASKET, WATER JACKET PLUG	2	
3	09248-26001	.PLUG	2	
4	11112-99E00	PLUG, OIL VENTURI	1	
5	11119-89J00	BOLT, CYLINDER HEAD	8	
6	11141-89J00	GASKET, CYLINDER HEAD	1	
7-1	11181-89J00	COVER, CYLINDER HEAD UPPER	1	
7-2	11181-89J00-019	COVER, CYL HEAD UPPER (BLACK)	1	MODEL:01
8	11182-89J00	GASKET, CYL HEAD UPPER COVER	1	
9	11382-99E00	CAP, OIL FILLER	1	
10	09168-05010	GASKET	3	
11	09280-26006	O RING (D:3.1 ID:26.4)	1	
12	01550-06307	BOLT	4	
13	01550-08307	BOLT	4	
14	02112-05087	SCREW	3	
15	04211-13189	PIN	2	
16-1	11170-89J00-0EP	COVER, CYLINDER HEAD (BLACK)	1	
16-2	11170-89J00-019	COVER, CYLINDER HEAD (BLACK)	1	MODEL:01
17	11173-89J00	PLATE, BREATHER	1	
18	11189-89J00	GASKET, CYLINDER HEAD COVER	1	
19	18498-89J40	PROTECTOR, BREATHER HOSE	2	L:330
20	09355-13207-00B	HOSE	1	L:2000→770
21	09320-20002	CUSHION	1	
22	09401-20404	CLIP	1	
23	09403-25304	CLAMP	1	
24	01550-06257	BOLT	8	
25	02142-06123	SCREW	4	
26	09482-00446	SPARK PLUG (DCPR6E)	3	
27	11116-54E00-001	GUIDE, VALVE OS	3	OPT
28	11400-89830	GASKET SET	1	OPT

FIG.2



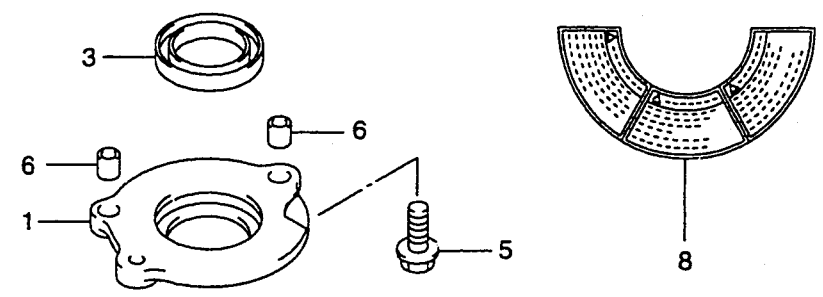
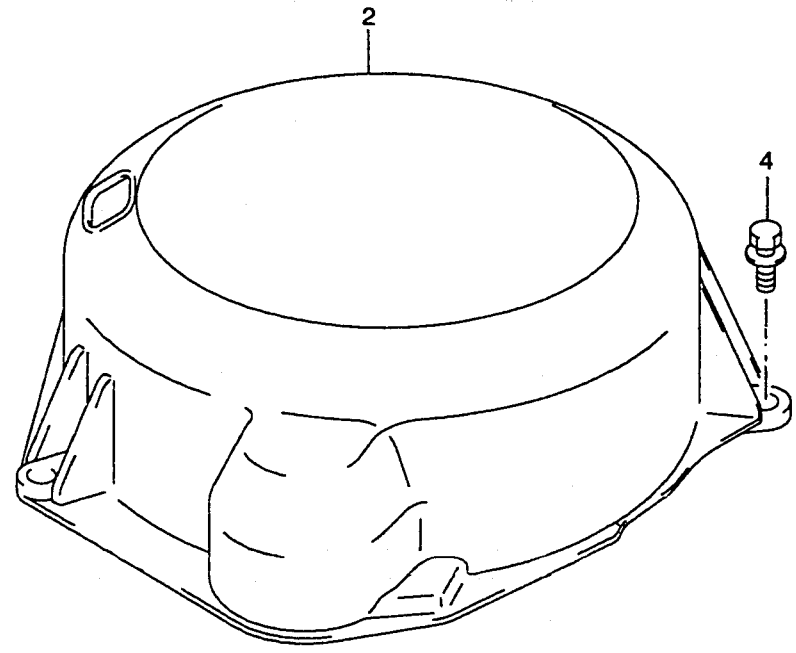
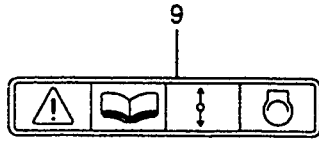

QTY.

REF.NO.	PART NO.	DESCRIPTION	QTY.	REMARKS
1	11300-89JV0-019	BLOCK ASSY, CYLINDER (BLACK)	1	
2	11117-89J00	.BOLT, CRANKCASE INSIDE	8	
3	09206-13019	.PIN	4	
4	01550-08407	.BOLT	6	
5	01550-08757	.BOLT	2	
6-1	18711-89J00	BRACE, STBD	1	
6-2	18711-89J00-019	BRACE, STBD (BLACK)	1	MODEL:01
7-1	18712-89J00	BRACE, FRONT	1	
7-2	18712-89J00-019	BRACE, FRONT (BLACK)	1	MODEL:01
8	09246-05006	PLUG	1	
9	09246-08004	PLUG	4	
10	01550-06207	BOLT	2	
11	01550-06307	BOLT	2	
12	11291-89J00	HOOK, ENGINE	1	
13	01550-08257	BOLT	1	

FIG.3

FIG.3 (B-4)

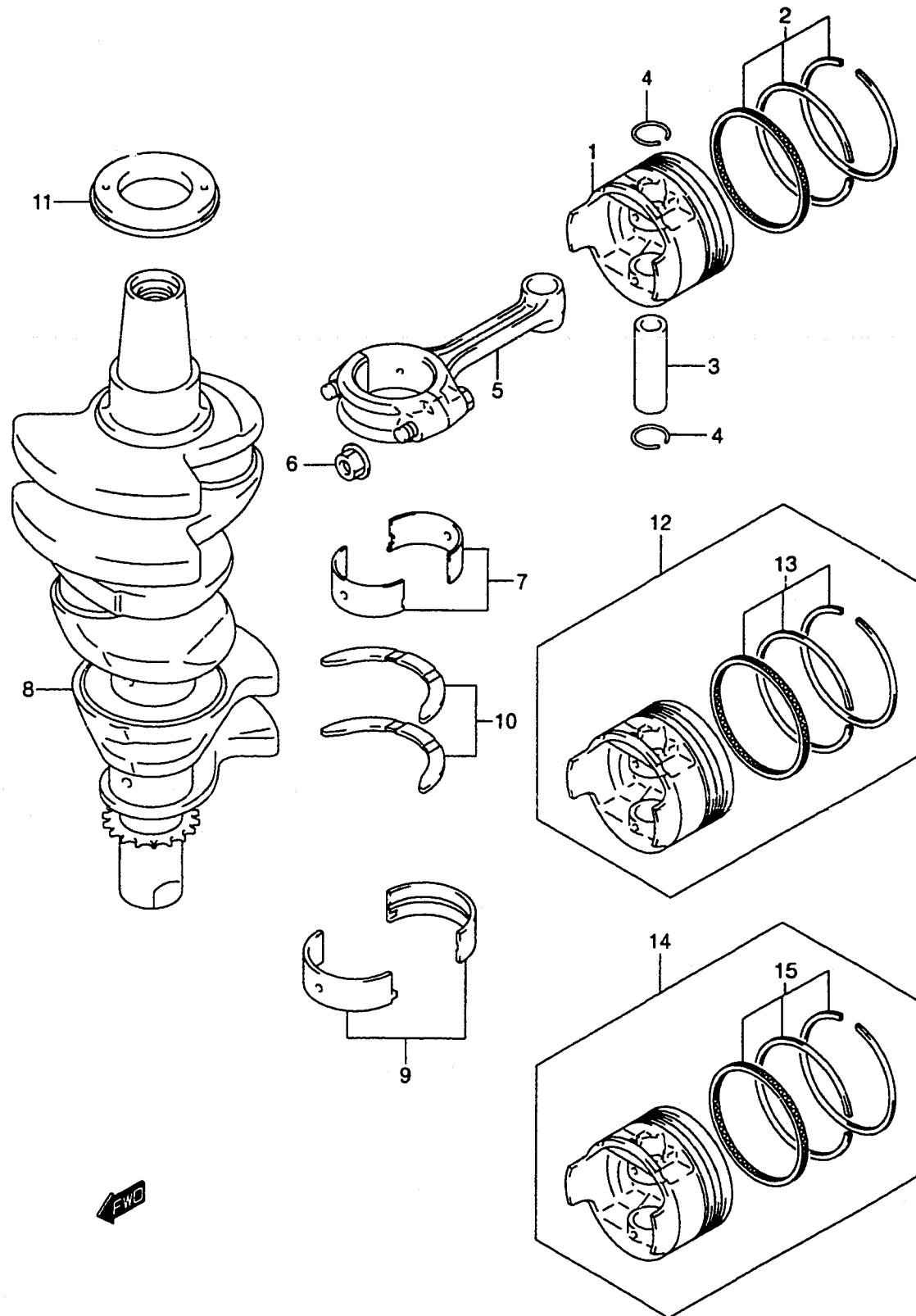
UNDER OIL SEAL



REF.NO.	PART NO.	DESCRIPTION	QTY.	REMARKS
1	11431-89J00	HOUSING, UNDER OIL SEAL	1	
2	11511-89J00	COVER, MAGNETO	1	ELECTRIC STARTER
3	12281-87J00	SEAL, CRANKSHAFT UNDER OIL	1	
4	01550-06207	BOLT	3	ELECTRIC STARTER
5	01560-06253	BOLT	2	
6	04211-09109	PIN	2	
7	61472-99E10	LABEL, MAG COVER	1	
8	61472-93E30	LABEL, RECOIL STARTER	1	MODEL:01
9-1	69711-93E00	LABEL, CAUTION	1	
9-2	69711-93E10	LABEL, CAUTION	1	MODEL:01

FWD

FIG.4



QTY.

REF.NO.	PART NO.	DESCRIPTION	QTY.	REMARKS
1	12111-89J00	PISTON	3	
2	12140-51F10	RING SET, PISTON	3	
3	12151-78110	PIN, PISTON	3	
4	09381-16001	CIRCLIP	6	
5	12160-60D02	CONNROD	3	
6	09159-08033	.NUT	6	
7-1	12181-81401-0A0	BEARING, CONNROD	6	SEE NOTE*
7-2	12181-81401-025	BEARING, CONNROD (US:0.25)	6	OPT SEE NOTE*
8	12220-89J00	CRANKSHAFT	1	
9-1	12341-89J00-0A0	BEARING, CRANKSHAFT	8	GREEN SEE NOTE*
9-2	12341-89J00-0B0	BEARING, CRANKSHAFT	8	BLACK SEE NOTE*
9-3	12341-89J00-0C0	BEARING, CRANKSHAFT	8	NON SEE NOTE*
9-4	12341-89J00-0D0	BEARING, CRANKSHAFT	8	YELLOW SEE NOTE*
9-5	12341-89J00-0E0	BEARING, CRANKSHAFT	8	BLUE SEE NOTE*
9-6	12341-89J00-025	BEARING, CRANKSHAFT (US:0.25)	8	OPT SEE NOTE*
9-7	12341-89J00-050	BEARING, CRANKSHAFT (US:0.50)	8	OPT SEE NOTE*
10	12300-78830	BEARING, CRANKSHAFT THRUST	1	
11	09283-32043	SEAL, OIL	1	
12	12100-89J00-025	PISTON (OS:0.25)	3	OPT
13	12140-51F10-025	.RING SET, PISTON (OS:0.25)	3	OPT
14	12100-89J00-050	PISTON (OS:0.50)	3	OPT
15	12140-51F10-050	.RING SET, PISTON (OS:0.50)	3	OPT

*NOTE

PLAIN BEARING REPLACEMENT KIT IS AVAILABLE UNDER PT. # 99104-DFKIT-004

FIG.5

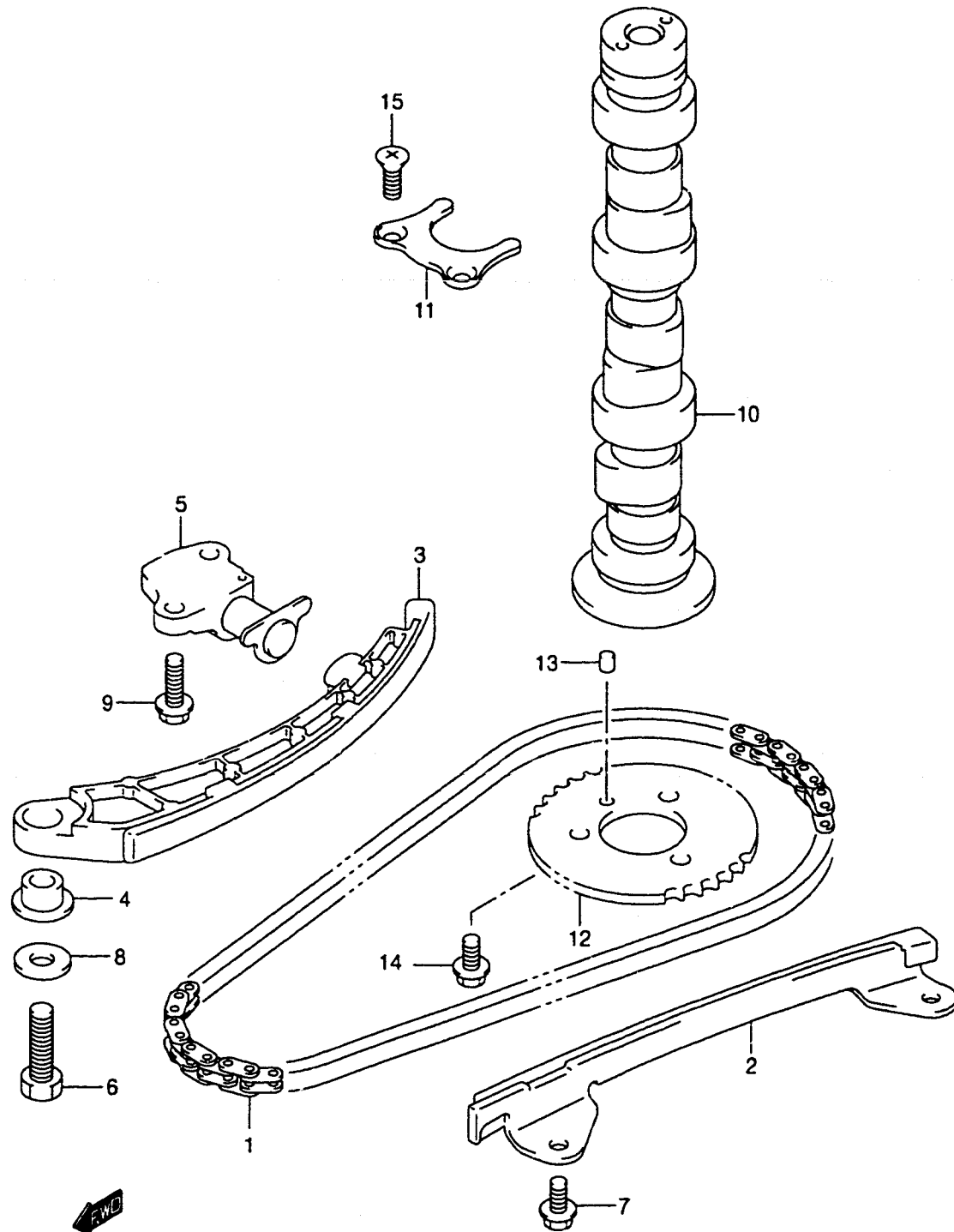


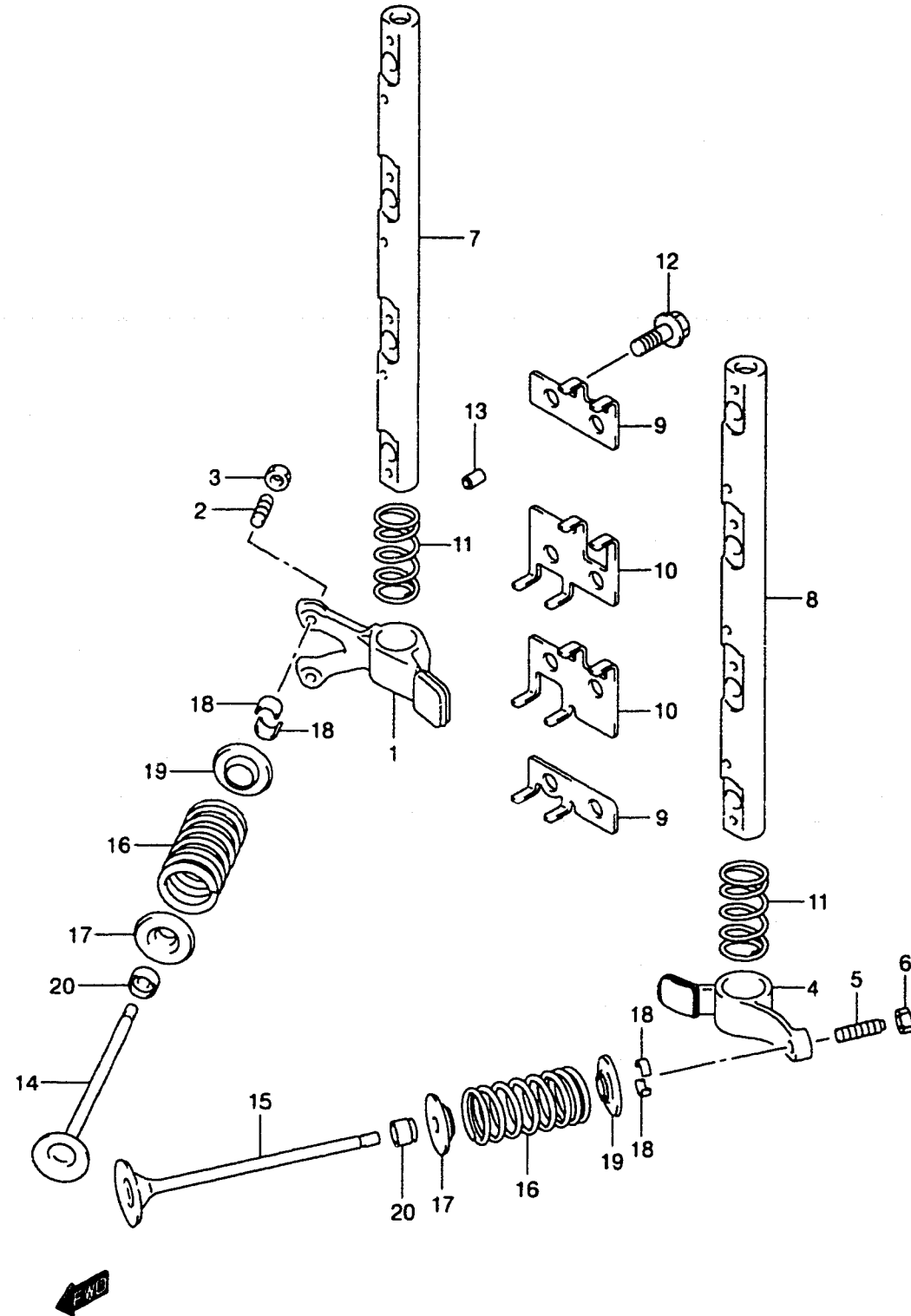
FIG.5 (B-6)

CAMSHAFT

REF.NO.	PART NO.	DESCRIPTION	QTY.	REMARKS
1	12761-89J00	CHAIN, TIMING	1	
2	12771-89J00	GUIDE, TIMING CHAIN	1	
3	12811-89J00	TENSIONER, TIMING CHAIN	1	
4	12812-73G10	SPACER, TIMING CHAIN TENSIONER	1	
5	12831-73G01	ADJUSTER, TENSIONER	1	
6	09100-08260	BOLT (8X30)	1	
7	09103-06083	BOLT (6X12)	2	
8	09160-08123	WASHER (8.5X20X1.2)	1	
9	01550-06203	BOLT	2	
10-1	12710-89J00	CAMSHAFT	1	DF25
10-2	12710-89J10	CAMSHAFT	1	DF30
11	12731-89J00	PLATE, CAMSHAFT THRUST	1	
12	12741-89J00	SPROCKET, CAMSHAFT TIMING	1	
13	09261-05005	KNOCK PIN	1	
14	01550-06123	BOLT	3	
15	02122-06123	SCREW	2	

FIG.6

REF.NO. PART NO. DESCRIPTION REMARKS



1	12841-89J00	ARM, INTK VALVE ROCKER	3
2	12842-32411	SCREW	6
3	12843-32400	NUT	6
4	12851-89J00	ARM, EX VALVE ROCKER	3
5	12842-32411	SCREW, VALVE ADJUSTING	3
6	12843-32400	NUT, VALVE ADJUSTING	3
7	12860-89J00	SHAFT, INTK ROCKER ARM	1
8	12870-89J00	SHAFT, EX ROCKER ARM	1
9	12881-89J00	BRACKET, ROCKER ARM SHAFT	2
10	12882-89J00	BRACKET, ROCKER ARM SHAFT	2
11	12891-89J00	SPRING, ROCKER ARM	6
12	09103-07011	BOLT (7X24)	8
13	09206-06004	PIN, KNOCK	4
14	12911-85100	VALVE, INTK	6
15	12915-89J00	VALVE, EX	3
16	12921-53A00	SPRING, VALVE	9
17	12931-86500	RETAINER, VALVE SPRING	9
18	12932-24400	COTTER, VALVE	18
19	12933-86510	SEAT, VALVE SPRING	9
20	09289-05012	SEAL, VALVE STEM	9

FIG.7

FIG.7 (B-8)

INLET CASE

QTY.

REF.NO.	PART NO.	DESCRIPTION	REMARKS
1	13119-89J00	GASKET, INLET MANIFOLD	1
2	13111-89J00	CASE, INLET	1
3	13124-89J00	INSULATOR, INLET CASE	3
4	13125-89J00	GASKET, CARBURETOR	6
5	13817-89J00	PIPE, AIR SILENCER	1
6	13818-89J00	PLATE, CARBURETOR	2
7	13855-89J00	GASKET, SILENCER	3
8	01421-06957	STUD BOLT	6
9	08316-10067	NUT	6
10	01421-06208	STUD BOLT	2
11	01550-06257	BOLT	4
12	08316-10067	NUT	2

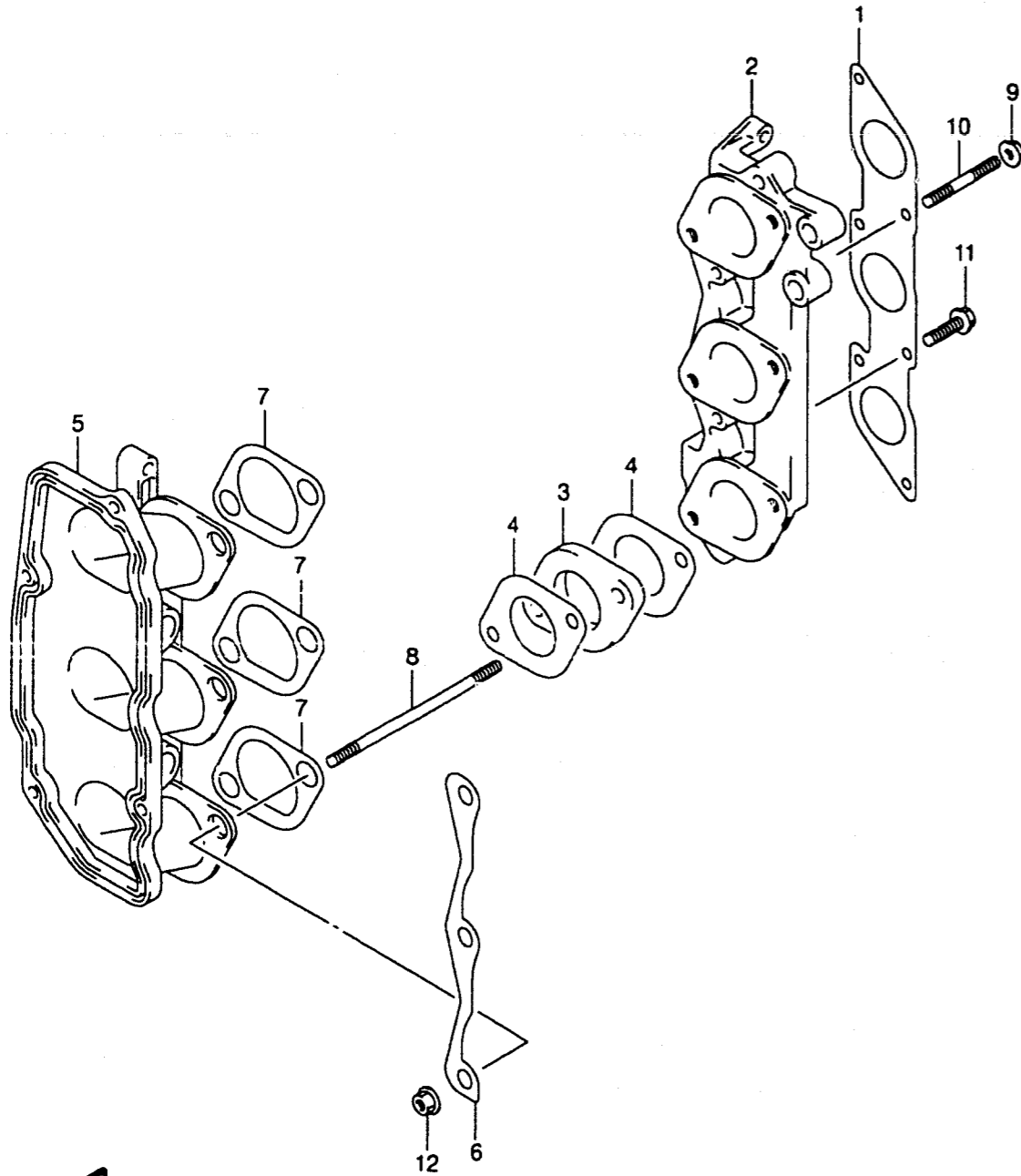
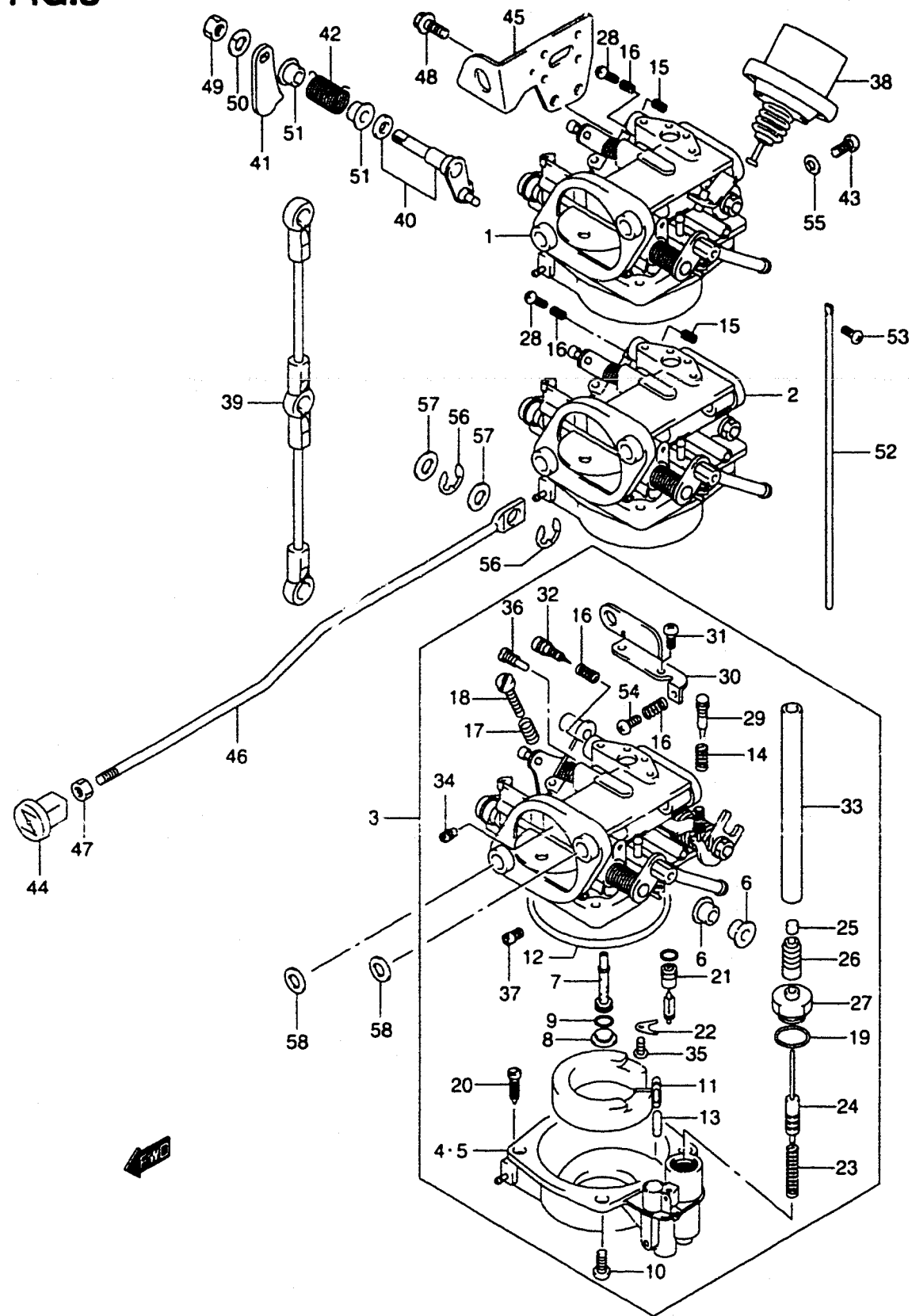


FIG.8

FIG.8 (B-9)

CARBURETOR



QTY.

REF.NO.	PART NO.	DESCRIPTION	QTY.	REMARKS
1-1	13201-89J00	CARBURETOR ASSY, TOP	1	DF25
1-2	13201-89J10	CARBURETOR ASSY, TOP	1	DF30
2-1	13202-89J00	CARBURETOR ASSY, 2ND	1	DF25
2-2	13202-89J10	CARBURETOR ASSY, 2ND	1	DF30
3-1	13203-89J00	CARBURETOR ASSY, 3RD	1	DF25
3-2	13203-89J10	CARBURETOR ASSY, 3RD	1	DF30
4	13245-89J00	.CHAMBER, FLOAT	2	#1,#2
5	13245-89J10	.CHAMBER, FLOAT	1	#3
6	13216-89J00	.RING	6	
7-1	13235-89J00	.NOZZLE, MAIN	3	DF25
7-2	13235-89J10	.NOZZLE, MAIN	3	DF30
8	13239-89J00	.PLUG	3	
9	13246-43010	.O RING	3	
10	13249-89J00	.SCREW	12	
11	13250-89J00	.FLOAT	3	
12	13251-95D00	.GASKET, FLOAT CHAMBER	3	
13	13254-98300	.PIN	3	
14	13268-92910	.SPRING	3	
15	13268-96110	.SPRING	2	#1,#2
16	13268-96111	.SPRING	8	#1(3),#2(3),#3(2)
17	13268-89J00	.SPRING	1	#3
18	13267-89J00	.SCREW	1	#3
19	13278-47090	.O RING	3	
20	13279-90000	.ADJUSTER	3	
21	13370-95D00	.VALVE, NEEDLE	3	
22	13373-46710	.PLATE	3	
23	13441-89J00	.SPRING	3	
24	13493-89J00	.PLUNGER	3	
25	13495-09400	.CAP	3	
26	13495-89J00	.CAP	3	
27	13496-89J00	.GUIDE, HOLDER	3	
28	13534-95D00	.SCREW	2	#1,#2
29	13534-98900	.SCREW	3	
30	13656-89J00	.BRACKET	3	

FIG.8

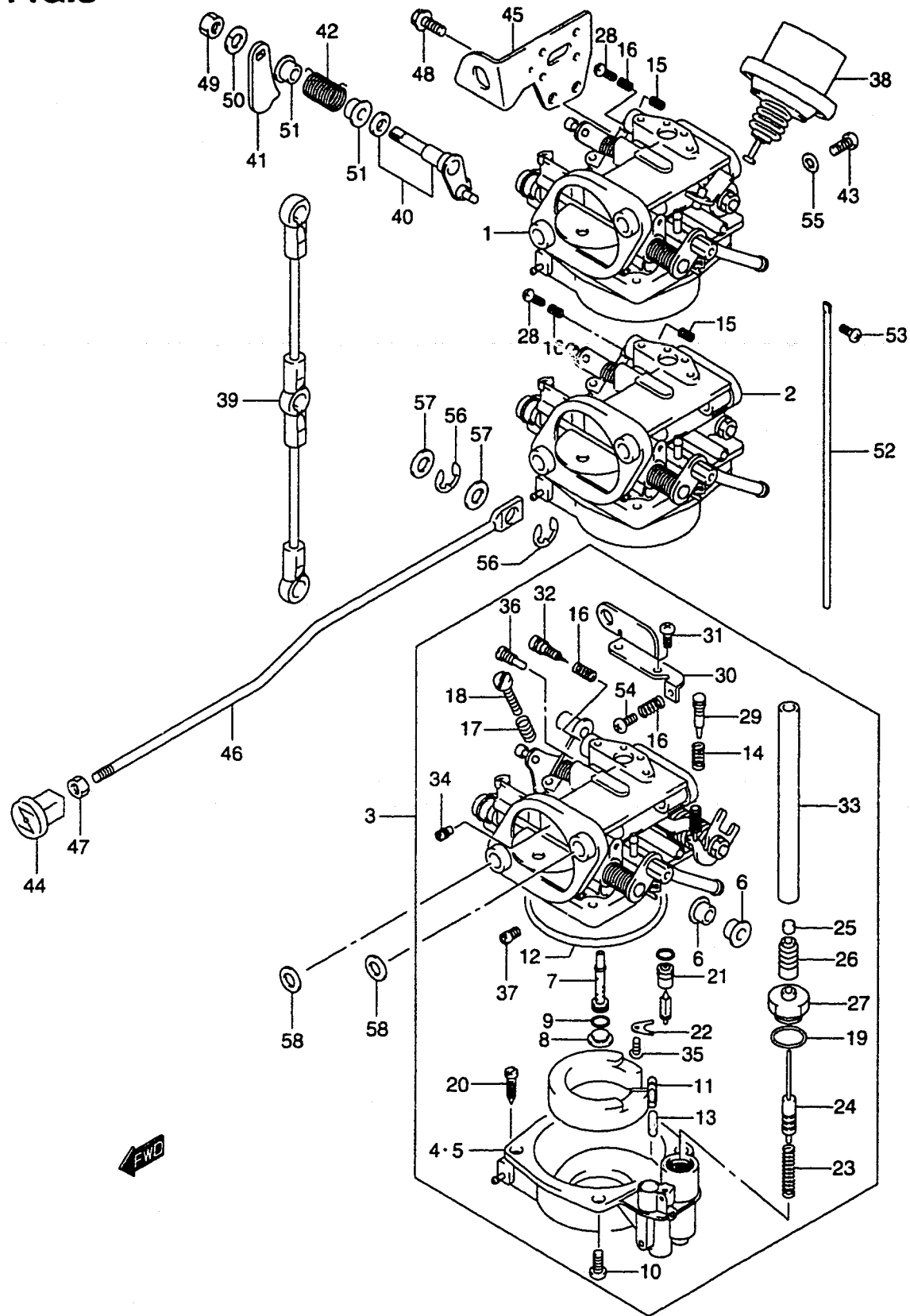


FIG.8 (B-10)

CARBURETOR

REF.NO.	PART NO.	DESCRIPTION	QTY.	REMARKS
31	13657-89J00	.SCREW	6	
32	13662-89J00	.ADJUSTER	3	
33-1	09351-30503-600	.HOSE	2	#1,#2 L:600→125
33-2	09351-30503-600	.HOSE	1	#3,L:600→225
34	09493-70009	.JET, MAIN AIR (0.7)	3	
35	02112-03063	.SCREW	3	
36-1	09492-38006	.JET, PILOT (38.8)	3	DF25
36-2	09492-40011	.JET, PILOT (40)	3	DF30
37-1	09491-27019	.JET, MAIN (135)	3	DF25
37-2	09493-22011	.JET, MAIN (110)	3	DF30
38	13431-89J00	DASH POT ASSY	1	
39	13510-89J00	ROD, THROTTLE	1	
40	13212-89J00	SHAFT ASSY	1	
41	13213-89J00	LEVER	1	
42	13214-89J00	SPRING	1	
43	13249-89J10	SCREW	2	
44	13631-93501	KNOB, STARTER	1	
45	13231-89J00	PROTECTOR, CARBURETOR	1	
46	13413-89J00	ROD, CHOKE	1	
47	09140-04007	NUT	1	
48	01550-06127	BOLT	2	
49	13607-98300	NUT	1	
50	13614-98300	SPRING WASHER	1	
51	13216-89J00	RING	2	
52	13513-89J00	CABLE	1	
53	13614-89J00	SCREW	3	
54	13534-89J00	SCREW	3	
55	13558-09300	WASHER	2	
56	13415-38300	E RING	2	
57	13445-14A00	GASKET	4	
58	13539-89J00	WASHER	6	
59	13910-89J00	REPAIR KIT, CARBURETOR	1	OPT DRAWING NOT SHOWN

FIG.9

REF.NO.	PART NO.	DESCRIPTION	QTY.	REMARKS
1	13710-99E00	ARRESTER, FLAME	1	
2	13811-89J00	CASE, SILENCER	1	
3	13813-89J00	HOLDER, FRAME ARRESTER	1	
4	13831-89J00	CUSHION, SILENCER CASE	2	
5	13851-89J00	SEAL, SILENCER	1	
6	09116-08101	BOLT (8X30)	2	
7	09160-05037	WASHER (5.5X16X1.2)	2	
8	09169-08042	WASHER	2	
9	09320-12027	CUSHION	2	
10	03142-05163	SCREW	6	
11	01550-06757	BOLT	2	
12	09160-06052	WASHER (6.5X16X1.2)	2	
13	09320-10036	CUSHION	2	

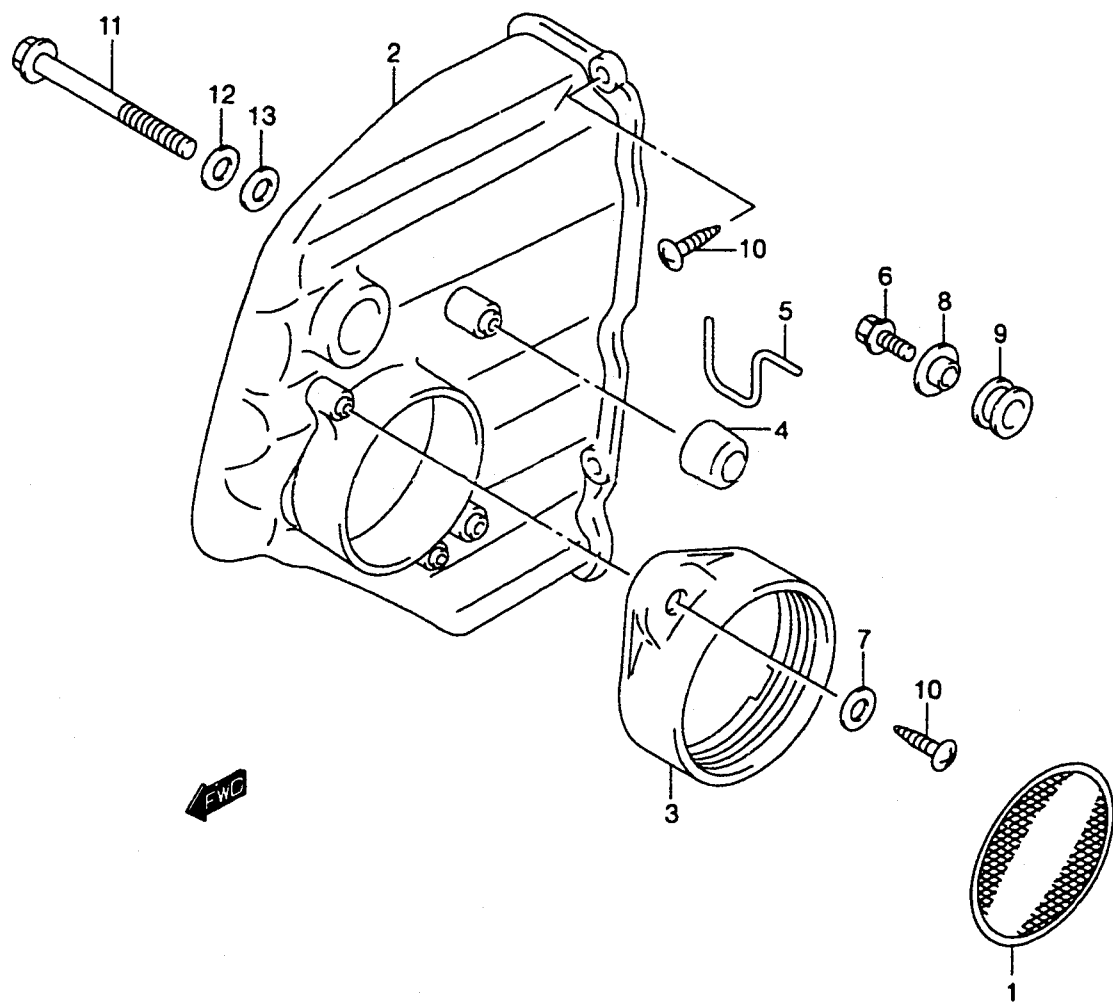
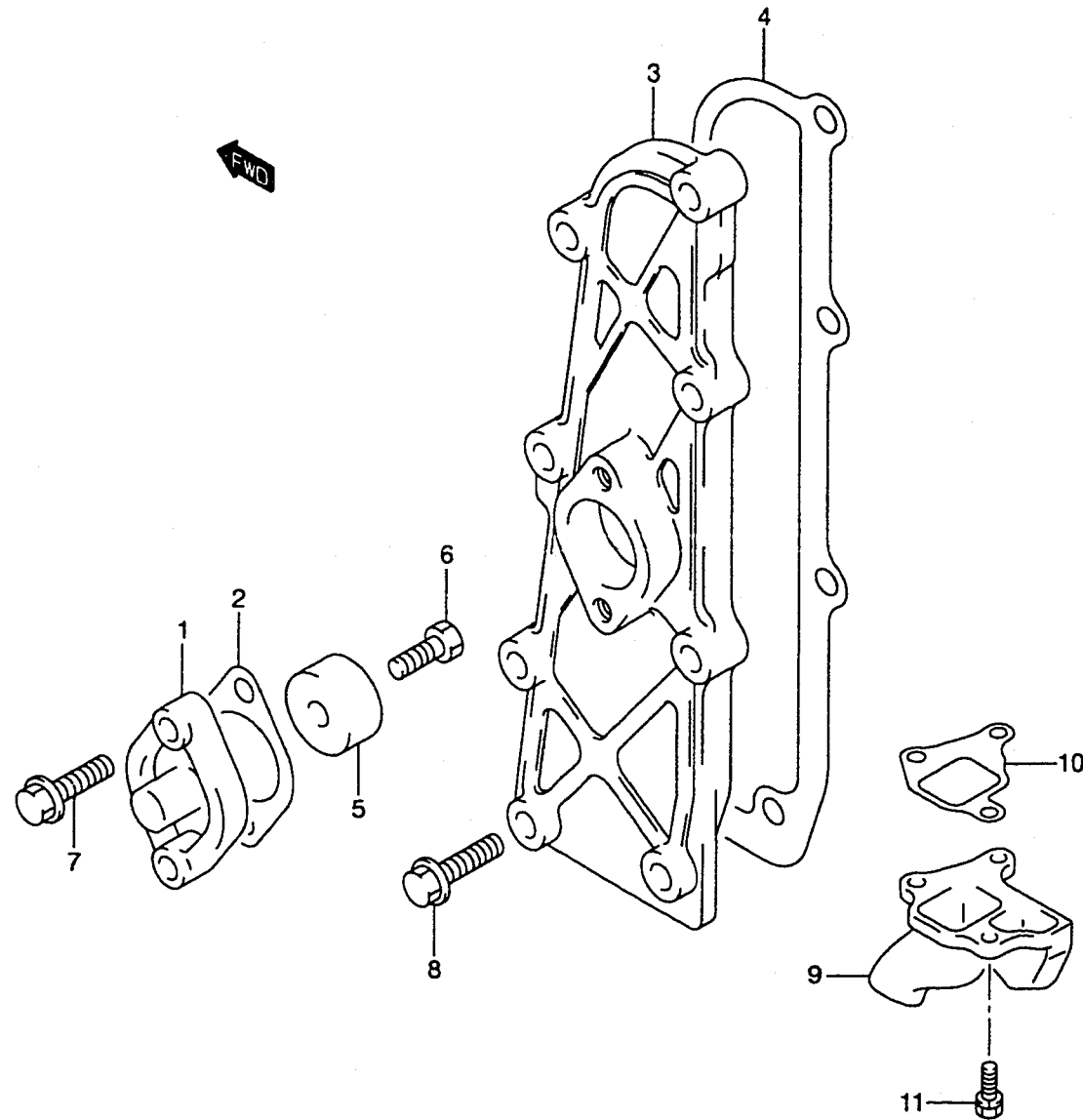


FIG.10

FIG.10 (B-12) EXHAUST COVER



REF.NO.	PART NO.	DESCRIPTION	QTY.	REMARKS
1-1	11261-87E00-0EP	COVER, PROTECTION (BLACK)	1	
1-2	11261-87E10-0EP	COVER, PROTECTION (BLACK)	1	MODEL:01
2	11265-87E10	GASKET, PROTECTION COVER	1	
3	14141-89J00-019	COVER, EXHAUST (BLACK)	1	
4	14151-89J00	GASKET, EXHAUST COVER	1	
5	55321-87J00	ANODE, PROTECTION	1	
6	09128-06021	BOLT (6X14)	1	
7	01550-06207	BOLT	2	
8	01550-06257	BOLT	8	
9	14211-89J00	TUBE, EXHAUST	1	TYPE:L
10	14212-89J00	GASKET, EXHAUST TUBE	1	TYPE:L
11	09117-08057	BOLT (8X25)	3	TYPE:L

FIG.11

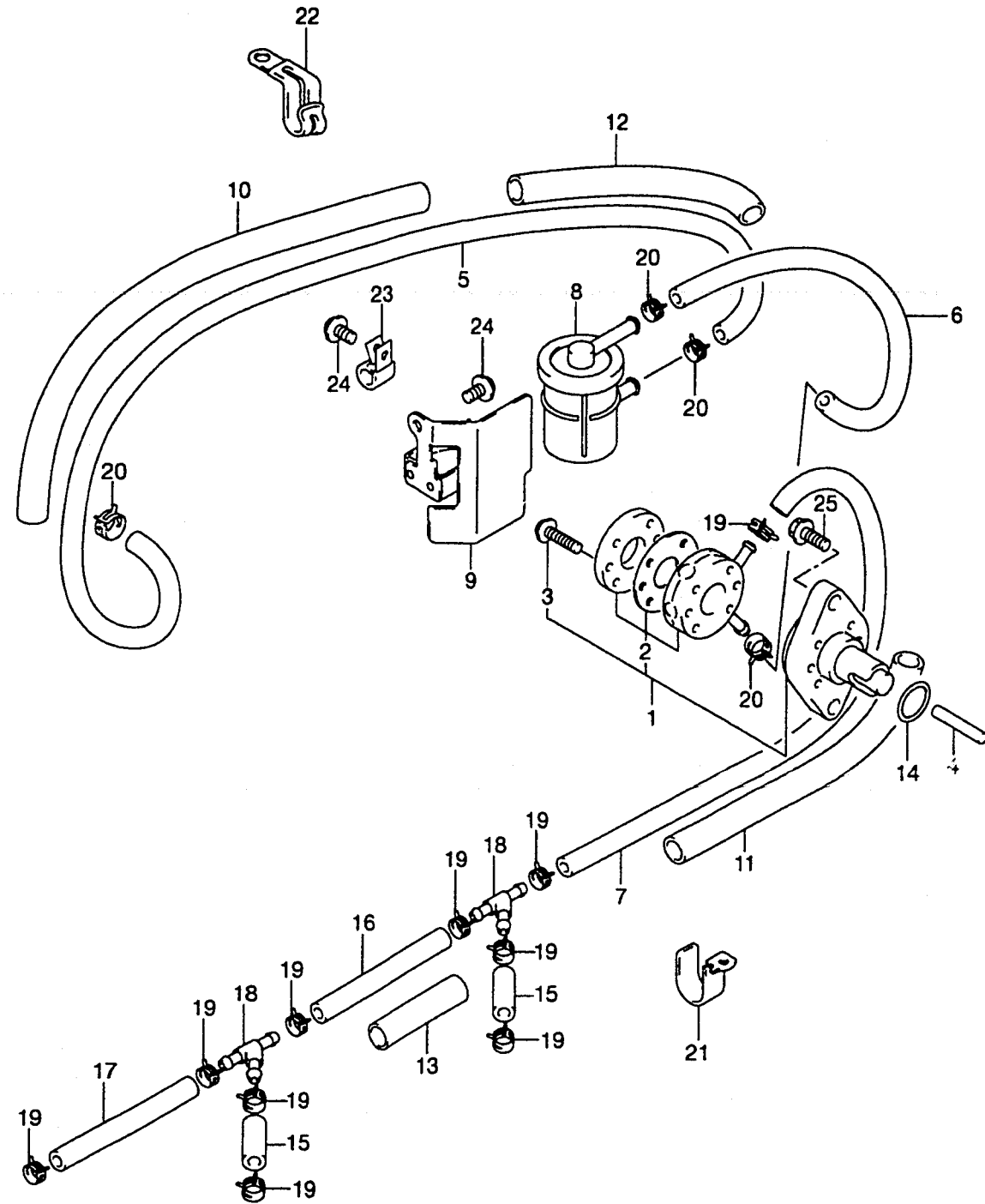


FIG.11 (B-13)

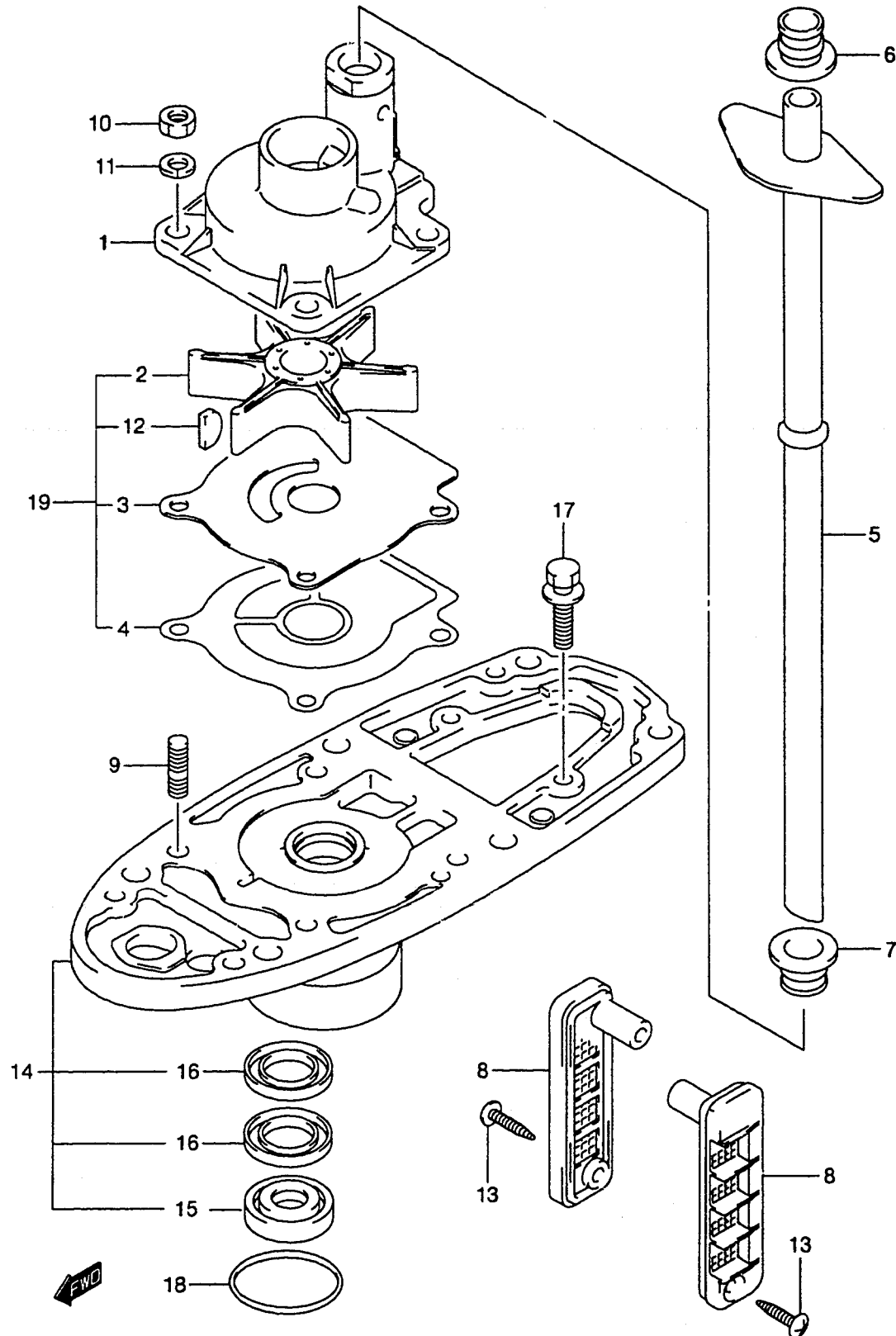
FUEL PUMP

REF.NO.	PART NO.	DESCRIPTION	QTY.	REMARKS
1	15100-89J00	PUMP ASSY, FUEL	1	
2	15170-99E00	.DIAPHRAGM	1	
3	15251-93E00	.SCREW	6	
4	15131-89J00	ROD, FUEL PUMP	1	
5	15191-89J00	HOSE, FUEL (CONN TO FILTER)	1	
6	15192-89J00	HOSE, FUEL (FILTER TO PUMP)	1	
7	15193-89J00	HOSE, FUEL (PUMP TO 3 WAY)	1	
8	15410-87J10	FILTER, FUEL	1	
9	15420-89J00	BRACKET, FUEL FILTER	1	
10	18498-89J00	PROTECTOR (CONN TO CYL)	1	
11	18498-89J10	PROTECTOR (PUMP TO CARB)	1	
12	18498-89J20	PROTECTOR (CYL TO FTR)	1	
13	18498-89J30	PROTECTOR (CARB TO CARB)	1	
14	09280-26005	O RING (D:2.4 ID:26.2)	1	
15	09355-50105-600	HOSE, FUEL (3 WAY TO CARB)	2	L:600→35
16	09355-50105-600	HOSE, FUEL (3 WAY TO 3 WAY)	1	L:600→50
17	09355-50105-600	HOSE, FUEL (3 WAY TO TOP)	1	L:600→110
18	09367-06007	3 WAY (PUMP TO CARB)	2	
19	09401-09403	CLIP	10	
20	09401-11407	CLIP	4	
21	09403-11315	CLAMP	2	
22	09403-12317	CLAMP	1	
23	09403-13408	CLAMP	1	
24	01550-06107	BOLT	2	
25	01550-06257	BOLT	2	

FIG.12

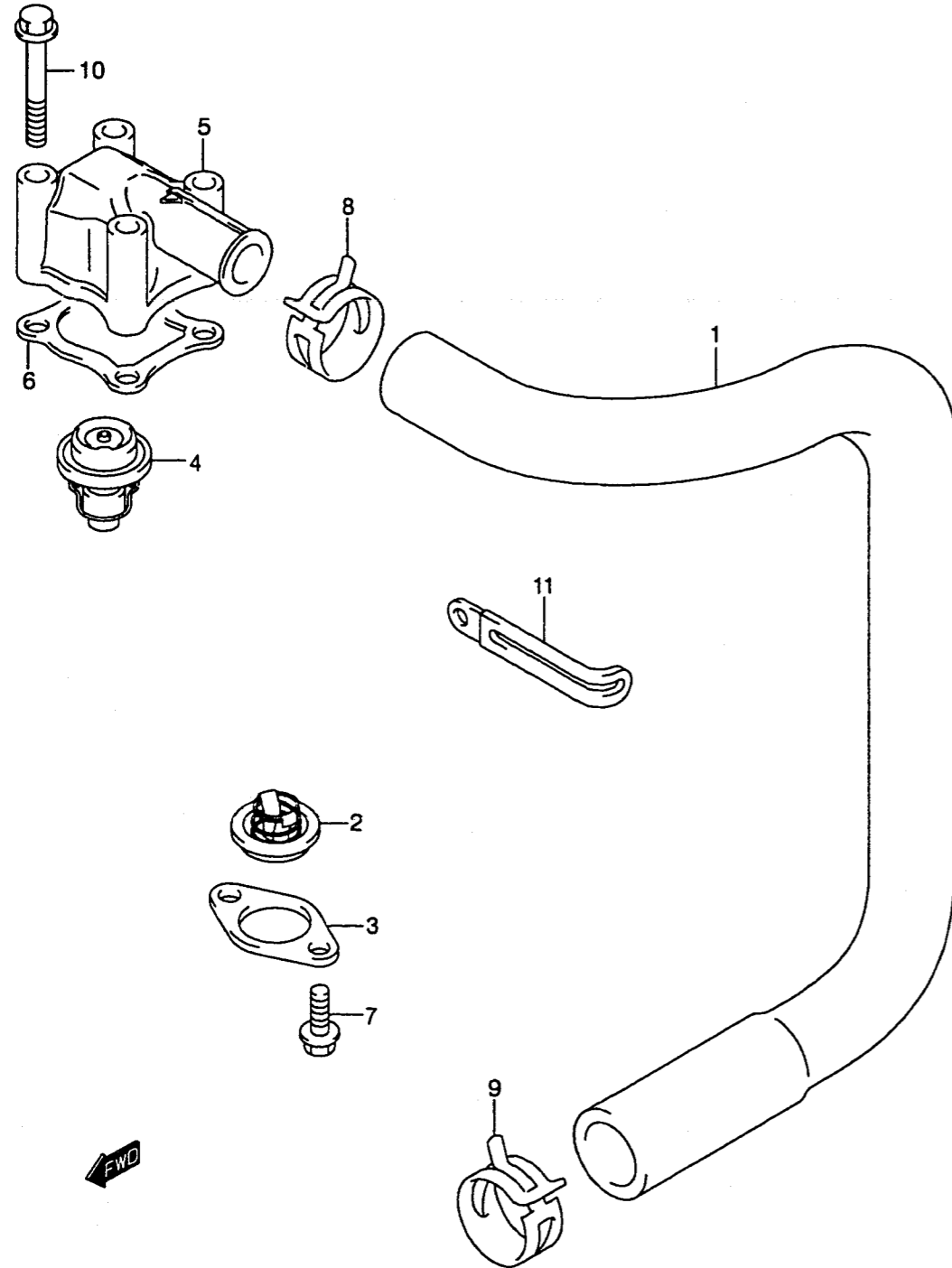
FIG.12 (C-2)

WATER PUMP



REF.NO.	PART NO.	DESCRIPTION	QTY.	REMARKS
1	17411-94421	CASE, WATER PUMP	1	
2	17461-96311	IMPELLER, WATER PUMP	1	
3	17471-94401	PANEL, PUMP CASE UNDER	1	
4	17472-96301	GASKET, PUMP CASE UNDER	1	
5-1	17560-89J10	TUBE, WATER (S)	1	
5-2	17560-89J00	TUBE, WATER (L)	1	
6	17565-96300	GROMMET, WATER TUBE	2	
7	17566-96302	GROMMET, WATER TUBE LOWER	1	
8	17631-96320	FILTER, WATER	2	
9	09108-06069	BOLT, STUD	4	
10	09140-06020	NUT	4	
11	09162-06006	WASHER (6.1X12.2X1.5)	4	
12	09420-04006	KEY	1	
13	03142-04253	SCREW	2	
14	56130-89J00-0EP	HOUSING, DRIVE SFT BRG (BLACK)	1	
15	09265-17002	.BEARING	1	
16	09282-17006	.OIL SEAL	2	
17	09116-06106	BOLT (6X20)	2	
18	09280-50005	O RING (D:3.6 ID:43.2)	1	
19	17400-96351	KIT, WATER PUMP REPAIR	1	OPT

FIG.13



REF.NO.	PART NO.	DESCRIPTION	QTY.	REMARKS
1	11196-89J00	HOSE, WATER RETURN	1	
2	17660-99E00	VALVE, WATER PRESSURE	1	
3	17665-99E00	COVER, WATER PRESSURE VALVE	1	
4	17670-94402	THERMOSTAT (60C)	1	
5-1	17681-89J00-0EP	COVER, THERMOSTAT (BLACK)	1	
5-2	17681-89J00-019	COVER, THERMOSTAT (BLACK)	1	MODEL:01
6	17685-89J00	GASKET, THERMOSTAT COVER	1	
7	09116-06094	BOLT (6X15)	2	
8	09401-25404	CLIP	1	
9	09401-26406	CLIP	1	
10	01550-06457	BOLT	4	
11	09404-06435	CLAMP	1	

FIG.14

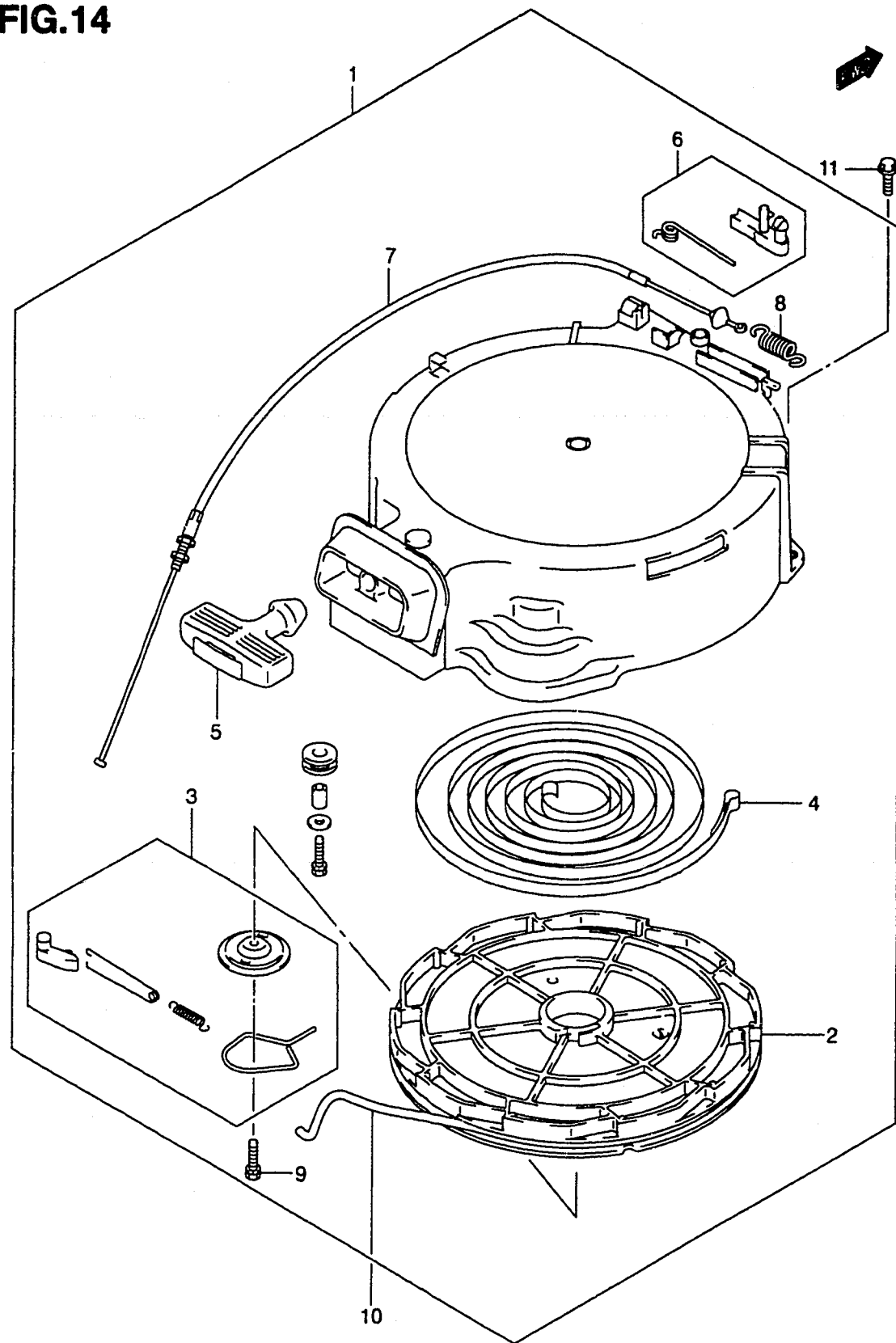


FIG.14 (C-4)

RECOIL STARTER

REF.NO.	PART NO.	DESCRIPTION	QTY.	REMARKS
1	18100-89J00	STARTER ASSY, RECOIL	1	
2	18121-89J00	.REEL	1	
3	18130-89J00	.RATCHET SET	1	
4	18142-89J00	.SPRING, SPIRAL	1	
5	18210-93002	.GRIP	1	
6	18280-96320	.NSI SET	1	
7	18290-89J00	.WIRE	1	
8	18293-89J00	.SPRING	1	
9	01570-06167	.BOLT	1	
10	99000-81159-50M	ROPE	1	OPT L:50000→1600 SEE NOTE*
11	01550-06207	BOLT	3	

*NOTE

FOR NON U.S. MODELS ONLY. PURCHASE THESE PARTS LOCALLY.

FIG.15

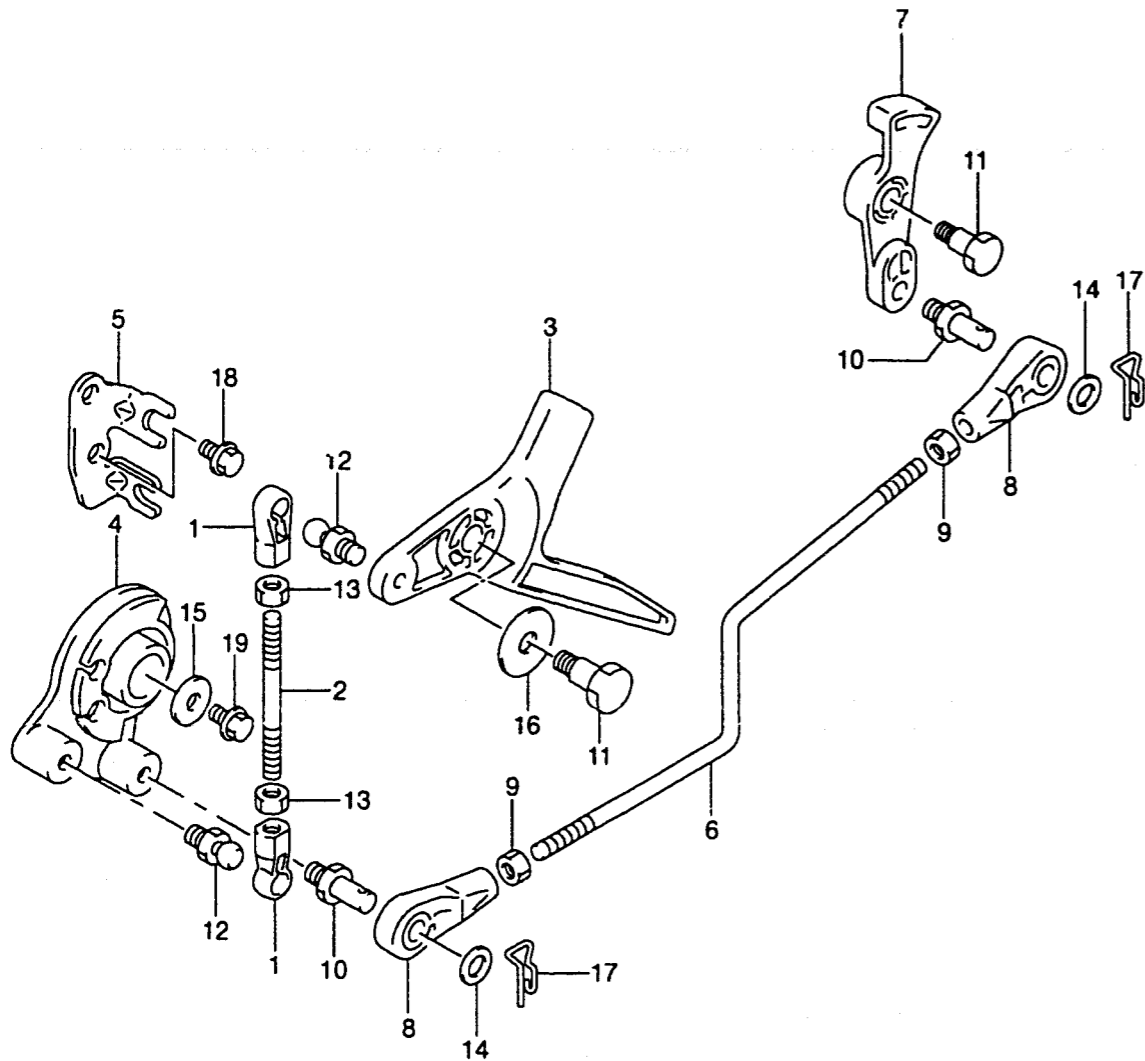


FIG.15 (C-5)

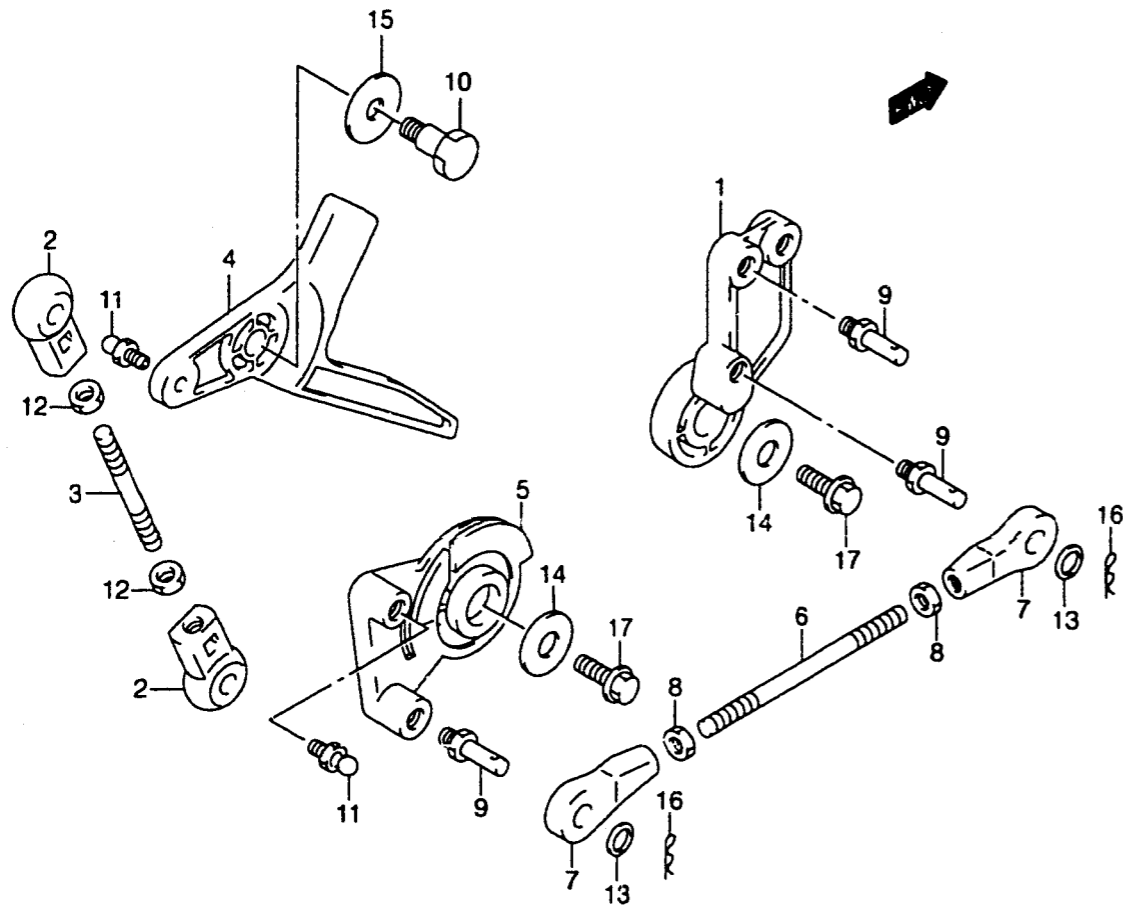
THROTTLE CONTROL (TYPE:Q)

REF.NO.	PART NO.	DESCRIPTION	QTY.	REMARKS
1	19131-95502	CONNECTOR, THROTTLE ROD	2	
2	19135-89J00	ROD, THROTTLE CAM	1	
3	19141-89J00	CAM, THROTTLE	1	
4	19148-89J00	DRUM, THROTTLE	1	
5	19184-89J00	BRACKET, THROTTLE CABLE	1	
6	19656-89J00	ROD, THROTTLE LIMITER	1	
7	19811-89J00	LIMITER, THROTTLE	1	
8	67467-89J01	CONNECTOR, THROTTLE LIMITER	2	
9	67471-99E00	NUT, CONNECTOR	2	
10	67473-89J00	PIN, CONNECTOR	2	
11	09111-06064	BOLT (6X17)	2	
12	09119-05010	PIVOT, BALL	2	
13	09140-05005	NUT	2	
14	09160-06055	WASHER (7X12X1.0)	2	
15	09160-06084	WASHER (6.5X18X1.6)	1	
16	09160-08045	WASHER (8X22X1.0)	1	
17	09385-06012	CLIP	2	
18	01550-06107	BOLT	2	
19	01550-06127	BOLT	1	

REFER TO FIG.16(C-6) FOR TYPE:QRT



FIG.16



REF.NO.	PART NO.	DESCRIPTION	QTY.	REMARKS
1	19121-89J00	LEVER, THROTTLE CONTROL	1	
2	19131-95502	CONNECTOR, THROTTLE ROD	2	
3	19135-89J00	ROD, THROTTLE CAM	1	
4	19141-89J00	CAM, THROTTLE	1	
5	19148-89J00	DRUM, THROTTLE	1	
6	67413-89J00	ROD, REMOCON THROTTLE	1	
7	67467-89J01	CONNECTOR, REMOCON THROTTLE	2	
8	67471-99E00	NUT, CONNECTOR	2	
9	67473-89J00	PIN, CONNECTOR	3	
10	09111-06064	BOLT (6X17)	1	
11	09119-05010	PIVOT, BALL	2	
12	09140-05005	NUT	2	
13	09160-06055	WASHER (7X12X1.0)	2	
14	09160-06084	WASHER (6.5X18X1.6)	2	
15	09160-08045	WASHER (8X22X1.0)	1	
16	09385-06012	CLIP	2	
17	01550-06127	BOLT	2	

FIG.17

FIG.17 (C-7)

OIL PUMP

REF.NO.	PART NO.	DESCRIPTION	QTY.	REMARKS
1	16400-89J00	PUMP ASSY, OIL	1	
2	16440-99E00	VALVE ASSY, OIL RELIEF	1	
3	16451-89J00	O RING, OIL PUMP	1	
4	16461-99E00	STOPPER, OIL PUMP	1	
5	16466-99E00	WASHER, OIL PUMP STOPPER	1	
6	16520-89J00	STRAINER, OIL	1	
7	16930-89J01	GUIDE, OIL LEVEL GAUGE	1	
8	09116-06160	BOLT (6X16)	2	
9	09168-08008	GASKET (8.2X14X1.0)	1	
10	09168-16002	WASHER (16X22X2.0)	1	
11	09168-16003	GASKET (16X22X2.0)	1	
12	09280-10016	O RING (D:1.9 ID:9.8)	1	
13	09280-14011	O RING (D:2.5 ID:13.8)	1	
14	01547-06307	BOLT	3	
15	01550-06127	BOLT	1	
16	01550-08127	BOLT	1	
17	16510-87J00	FILTER, OIL	1	

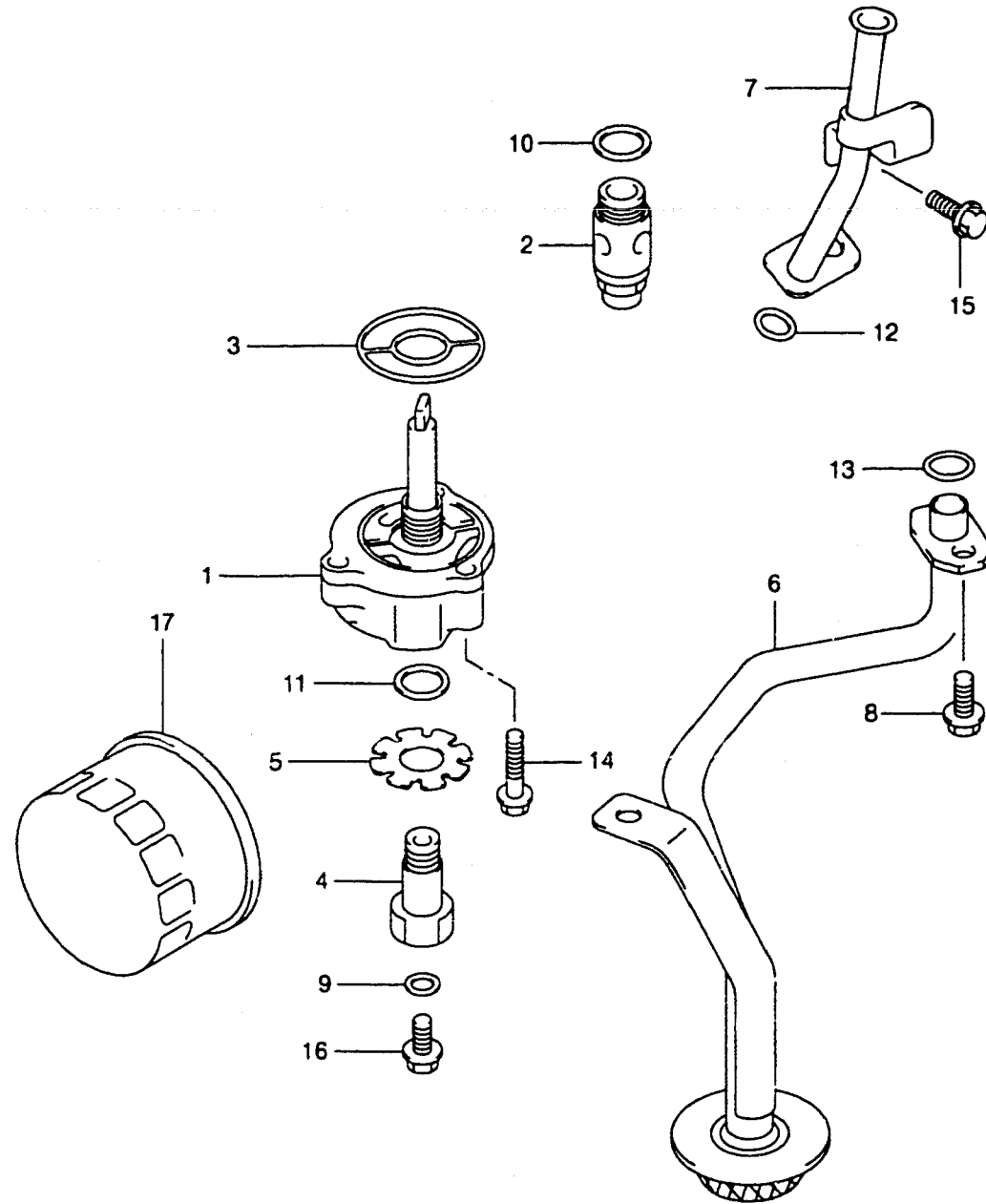


FIG.18

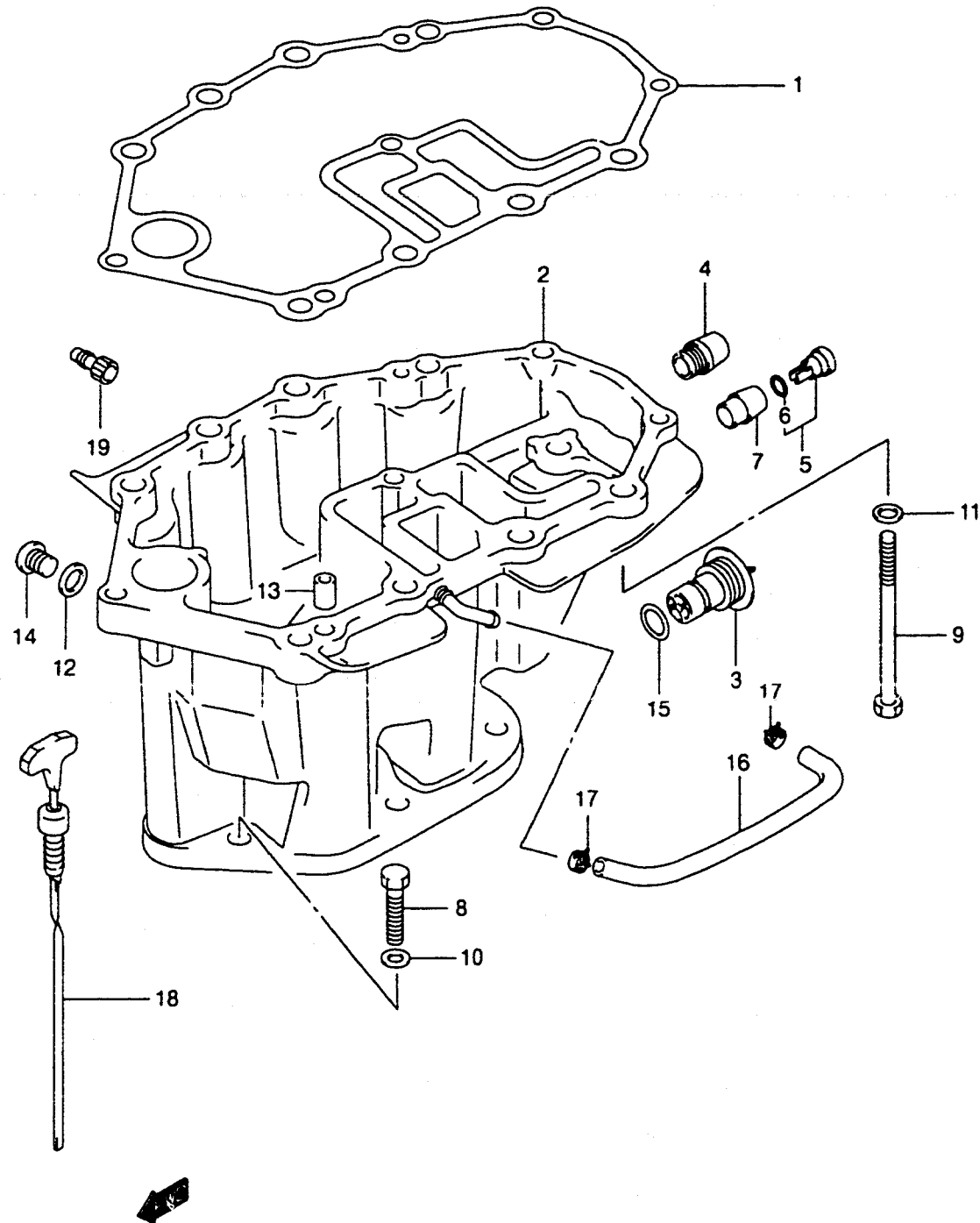


FIG.18 (C-8)

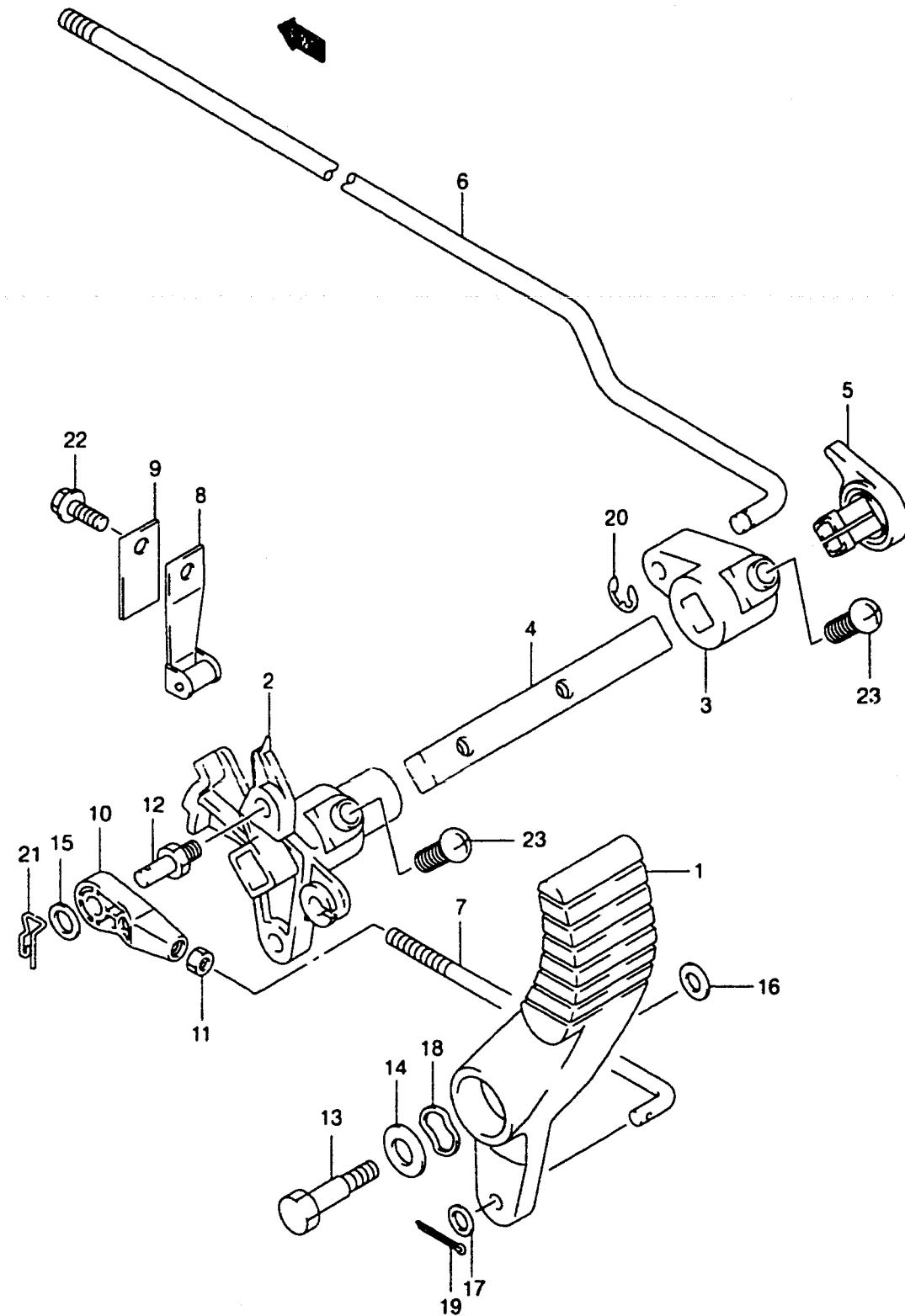
OIL PAN

REF.NO.	PART NO.	DESCRIPTION	QTY.	REMARKS
1	11489-89J00	GASKET, OIL PAN	1	
2-1	11500-89J00-0EP	PAN, OIL (BLACK)	1	
2-2	11500-89J00-019	PAN, OIL (BLACK)	1	MODEL:01
3-1	17913-99E10	PLUG, WATER	1	
3-2	17913-99E11	PLUG, WATER	1	DF25:032164- DF30:032215-
4	43112-99E00	PIPE, EXHAUST	1	
5	61150-99E00	COVER, WATER INDICATOR TUBE	1	
6	09280-09005	O RING (D:1.9 ID:8.6)	1	
7	61155-99E01	TUBE, WATER INDICATOR	1	
8	09100-08224	BOLT (8X35)	3	
9	09100-10298	BOLT (10X108)	8	
10	09160-08082	WASHER (8.5X16X1.2)	3	
11	09160-10081	WASHER (10X20X3.0)	8	
12	09168-12012	GASKET	1	
13	09202-08006	PIN, KNOCK	2	
14	09248-12007	PLUG	1	
15	09280-13005	O RING (D:4.7 ID:13.0)	1	
16	09352-50903-600	HOSE	1	L:600→200
17	09401-08411	CLIP	2	
18	16910-89J00	GAUGE, OIL LEVEL	1	
19	17917-99E00	CONNECTOR, FLUSH WATER	1	OPT

FIG.19

FIG.19 (C-9)

CLUTCH (TYPE:Q)



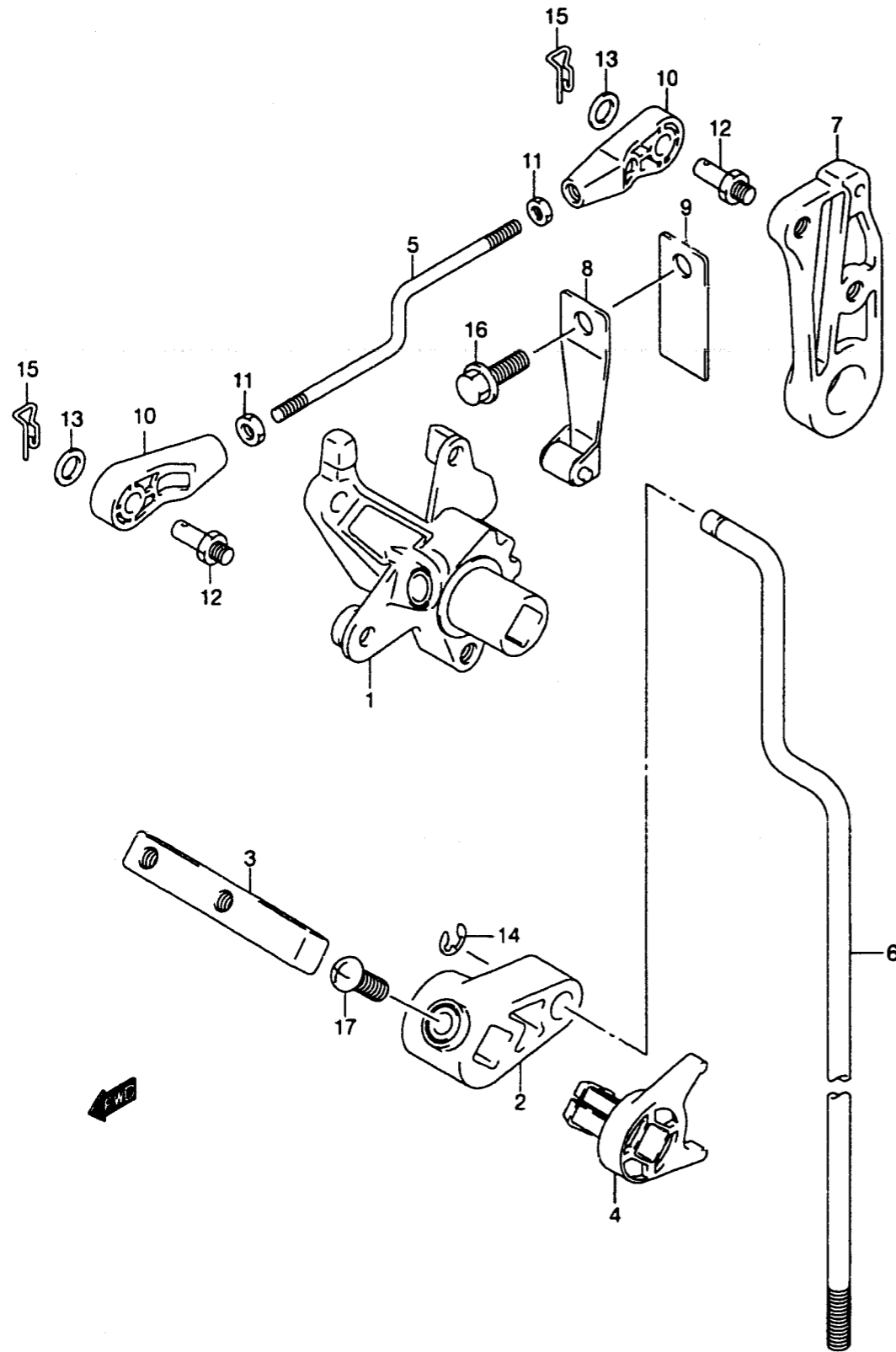
REF.NO.	PART NO.	DESCRIPTION	QTY.	REMARKS
1	21111-89J00	LEVER, FRONT SHIFT	1	
2	21120-89J00	PLATE, CLUTCH NOTCH	1	
3	21210-89J00	ARM, CLUTCH SHAFT	1	
4	21211-89J00	SHAFT, CLUTCH	1	
5	21221-89J00	BUSH, CLUTCH LEVER SHAFT	1	
6-1	23111-89J00	ROD, CLUTCH (S)	1	
6-2	23111-89J10	ROD, CLUTCH (L)	1	
7	23115-89J00	LINK, SHIFT LEVER	1	
8	23213-89J00	SPRING, NOTCH PLATE	1	
9	23214-89J00	SPRING, NOTCH PLATE	1	
10	67467-89J01	CONNECTOR, CLUTCH LEVER LINK	1	
11	67471-99E00	NUT, CLUTCH LEVER LINK	1	
12	67473-89J00	PIN, CONNECTOR	1	
13	09111-06069	BOLT (6X28.8)	1	
14	09160-05029	WASHER (5.5X12X0.8)	1	
15	09160-06055	WASHER (7X12X1.0)	1	
16	09160-06082	WASHER (6.5X13X1.0)	1	
17	09160-08082	WASHER (8.5X16X1.2)	1	
18	09164-08017	WASHER, WAVE (8.5X17X0.2)	1	
19	09204-01002	PIN	1	
20	09383-04002	E RING	1	
21	09385-06012	CLIP	1	
22	01550-06127	BOLT	1	
23	02142-06167	SCREW	2	

REFER TO FIG.20(C-10) FOR TYPE:QR/T

FIG.20

FIG.20 (C-10)

CLUTCH (TYPE:QR/T)

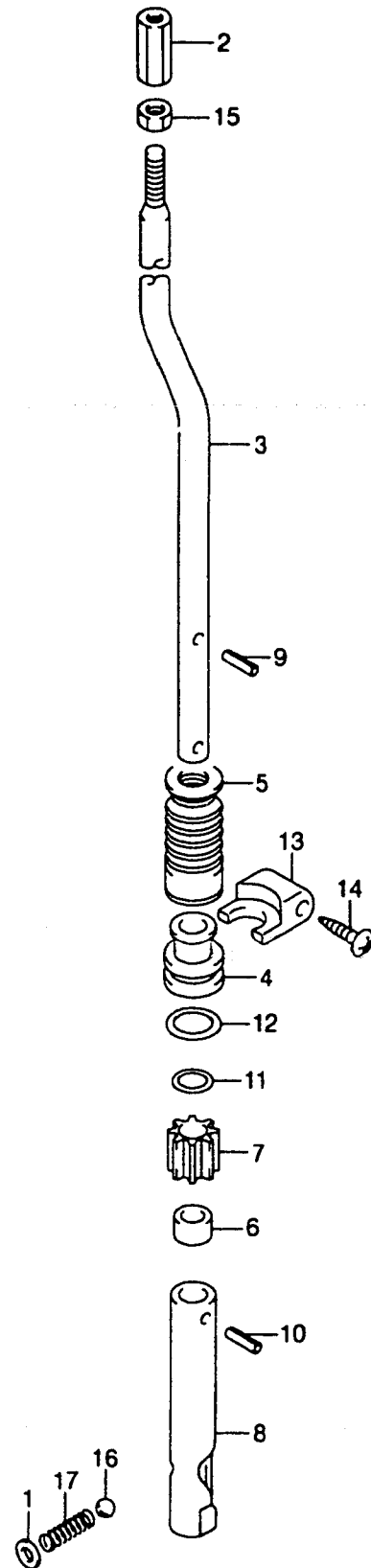


REF.NO.	PART NO.	DESCRIPTION	QTY.	REMARKS
1	21120-89J00	PLATE, CLUTCH NOTCH	1	
2	21210-89J00	ARM, CLUTCH SHAFT	1	
3	21211-89J00	SHAFT, CLUTCH	1	
4	21221-89J00	BUSH, CLUTCH LEVER SHAFT	1	
5	21241-89J00	LINK, CLUTCH LEVER	1	
6-1	23111-89J00	ROD, CLUTCH (S)	1	
6-2	23111-89J10	ROD, CLUTCH (L)	1	
7	23211-89J00	LEVER, CLUTCH CONTROL	1	
8	23213-89J00	SPRING, NOTCH PLATE	1	
9	23214-89J00	SPRING, NOTCH PLATE	1	
10	67467-89J01	CONNECTOR, CLUTCH LEVER LINK	2	
11	67471-99E00	NUT, CLUTCH LEVER LINK	2	
12	67473-89J00	PIN, CONNECTOR	3	
13	09160-06055	WASHER (7X12X1.0)	2	
14	09383-04002	E RING	1	
15	09385-06012	CLIP	2	
16	01550-06127	BOLT	1	
17	02142-06167	SCREW	2	

FIG.21

FIG.21 (C-11)

SHIFT ROD



REF.NO.	PART NO.	DESCRIPTION	QTY.	REMARKS
1	09160-05001	PLATE, DETENT SP	1	
2	23311-95D01	TURNBUCKLE, CLU .1 ROD	1	
3-1	25111-89J10	ROD, SHIFT (S)	1	
3-2	25111-89J00	ROD, SHIFT (L)	1	
4	25211-96301	GUIDE, SHIFT ROD	1	
5	25222-96300	BOOT, SHIFT ROD	1	
6	25231-96301	SPACER, MAGNETO	1	
7	25232-96301	MAGNETO, GEAR CASE	1	
8	25311-89J00	CAM, SHIFT	1	
9	09205-02004	PIN	1	
10	09205-03021	PIN	1	
11	09280-08005	O RING (D:1.8 ID:7.6)	1	
12	09280-13005	O RING (D:4.7 ID:13)	1	
13	25215-96301	STOPPER, SHIFT ROD GUIDE	1	
14	09139-04004	SCREW (4X12)	2	
15	09140-06020	NUT	1	
16	06111-12004	BALL	1	
17	09440-08035	SPRING	1	

FIG.22

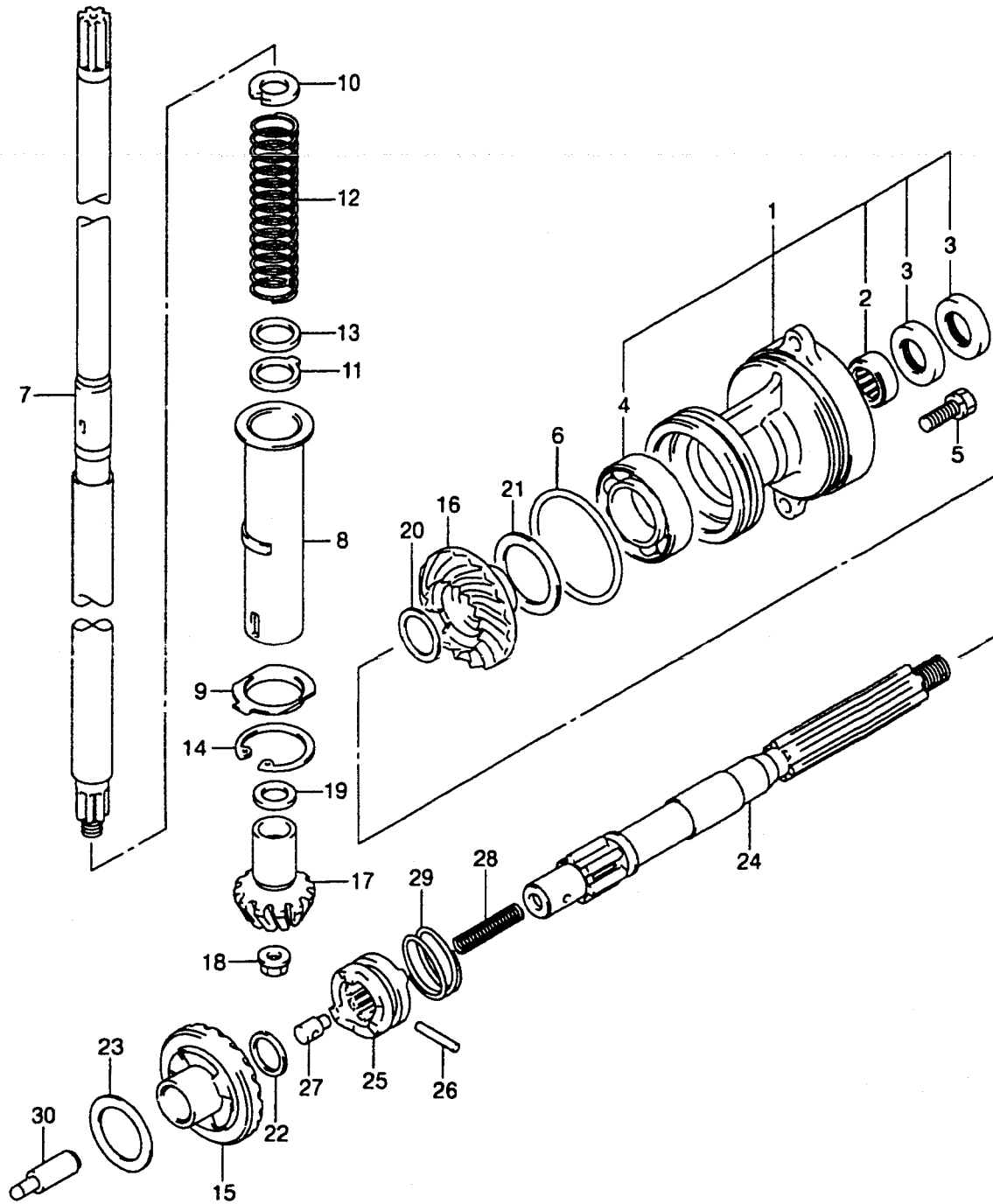


FIG.22 (C-12)

DRIVE SHAFT

QTY.

REF.NO.	PART NO.	DESCRIPTION	REMARKS
1	56120-96331-0EP	HOUSING, PROP SFT BEARING	1
2	09263-20047	.BEARING	1
3	09289-20009	.OIL SEAL	2
4	08113-60060	.BEARING	1
5	09116-06121	BOLT (6X25)	2
6	09280-75002	O RING (D:3.5 ID:68.6)	1
7-1	57110-89J10	SHAFT, DRIVE (S)	1
7-2	57110-89J00	SHAFT, DRIVE (L)	1
8	57133-96302	COLLAR, PRE LOAD SPRING	1
9	57134-96301	PARTITION, OIL CHAMBER	1
10	09166-17005	WASHER (17.1X26X3.0)	1
11	09167-20021	WASHER (20.5X25.5X2.0)	1
12	09440-25002	SPRING	1
13	08211-20253	WASHER	1
14	08331-41406	CIRCLIP	1
15-1	57510-96312	GEAR, FORWARD	1
15-2	57510-89J00	GEAR, FORWARD	1
16	57521-89J00	GEAR, REVERSE	1
17	57311-96320	PINION	1
18	09159-08046	NUT	1
19-1	09160-15030	SHIM (15X20X1.7)	AR
19-2	09160-15031	SHIM (15X20X1.8)	AR
19-3	09160-15032	SHIM (15X20X1.9)	AR
19-4	08211-15203	SHIM (15X20X2.0)	AR
19-5	09160-15033	SHIM (15X20X2.1)	AR
19-6	08211-15204	SHIM (15X20X2.2)	AR
20-1	09160-20068	SHIM (20X25.6X1.6)	AR
20-2	09160-20069	SHIM (20X25.6X1.8)	AR
20-3	09160-20070	SHIM (20X25.6X2.0)	AR
20-4	09160-20071	SHIM (20X25.6X2.2)	AR
20-5	09160-20072	SHIM (20X25.6X2.4)	AR
20-6	09160-20073	SHIM (20X25.6X2.6)	AR

DF25:031748~
DF30:031590~

COLOR : 0EP(BLACK)

FIG.22

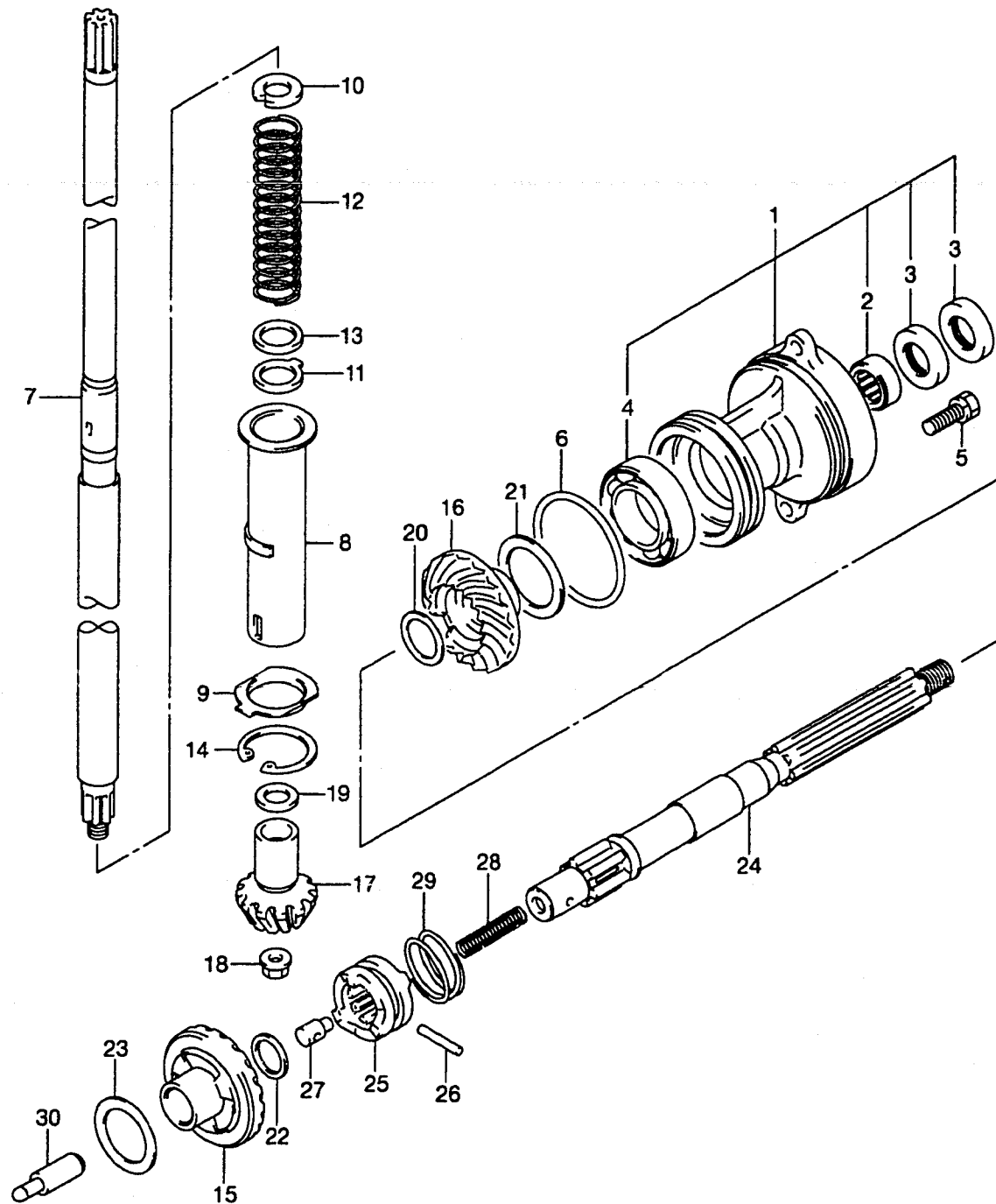
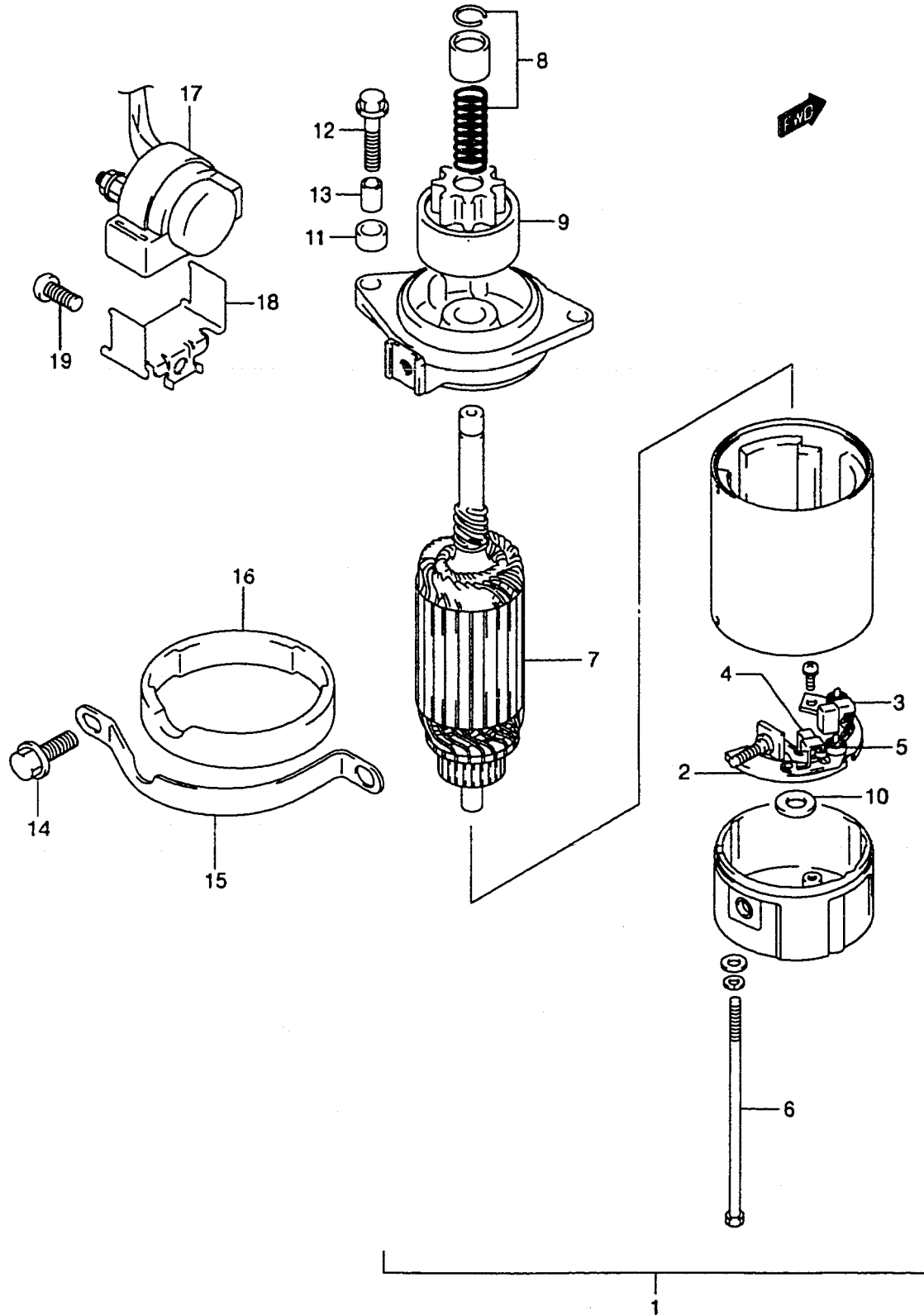


FIG.22 (C-13)

DRIVE SHAFT

REF.NO.	PART NO.	DESCRIPTION	QTY.	REMARKS
21-1	08221-30404	SHIM (30X40X0.2)	AR	
21-2	09181-30158	SHIM (30X40X0.5)	AR	
21-3	09181-30162	SHIM (30X40X0.8)	AR	
21-4	09181-30167	SHIM (30X40X1.0)	AR	
22-1	09181-16184	WASHER (16X24X1.5)	1	
22-2	09181-16008	WASHER	1	DF25:031748- DF30:031590-
23-1	09181-25190	SHIM (25X36X0.8)	AR	
23-2	09181-25248	SHIM (25X40X0.9)	AR	
23-3	09181-25251	SHIM (25X40X1.0)	AR	
23-4	09160-25032	SHIM (25X40X1.1)	AR	
23-5	09160-25033	SHIM (25X40X1.2)	AR	
23-6	09160-25034	SHIM (25X40X1.3)	AR	
23-7	09160-25035	SHIM (25X40X1.4)	AR	
23-8	09181-25268	SHIM (25X40X1.5)	AR	
24	57610-96310	SHAFT, PROPELLER	1	
25	57621-89J00	SHIFTER, CLUTCH DOG	1	
26	09202-05021	PIN, CLUTCH DOG SHIFTER	1	
27	09209-08016	PIN, PUSH	1	
28	09440-07074	SPRING, RETURN	1	
29	09440-35004	SPRING	1	
30	57631-96301	ROD, PUSH	1	

FIG.23



REF.NO.	PART NO.	DESCRIPTION	QTY.	REMARKS
1	31100-89J00	MOTOR ASSY, STARTING	1	
2	31173-89J00	.HOLDER ASSY, BRUSH	1	
3	31131-96300	.BRUSH, PLUS	1	
4	31132-96300	.BRUSH, MINUS	1	
5	31135-89J00	.SPRING	2	
6	31281-93340	.BOLT, THROUGH	2	
7	31310-96300	.ARMATURE	1	
8	31312-96300	.STOPPER SET, PINION	1	
9	31320-89J00	.PINION SET	1	
10	31360-96300	.WASHER	1	
11	09180-09021	SPACER	2	
12	01550-06407	BOLT	2	
13	04211-09189	PIN	2	
14	01550-08167	BOLT	2	
15	31912-89J00	BAND, STARTING MOTOR	1	
16	31918-94401	DAMPER, LOWER	1	
17	31800-94401	RELAY, STARTING MOTOR	1	
18	38412-94700	BRACKET, RELAY	1	
19	02112-36167	SCREW	1	

FIG.24

FIG.24 (D-3)

MAGNETO

QTY.

REF.NO.	PART NO.	DESCRIPTION	QTY.	REMARKS
1-1	32101-89J00	COIL, BTRY CHARGING (15A)	1	ELECTRIC STARTER
1-2	32101-89J10	COIL, BTRY CHARGING (6A)	1	MANUAL STARTER
2	32102-89J00	FLYWHEEL	1	
3	32160-89J00	COIL, IGNITION TIMING	1	
4	09404-06432	CLAMP	1	
5	01550-06127	BOLT	1	
6	01550-06203	BOLT	3	
7	02162-05127	SCREW	4	
8	32116-99E01	BOLT, MAGNETO FLYWHEEL	1	
9	09160-16046	WASHER (16.5X36X4.5)	1	
10	08341-31059	KEY	1	

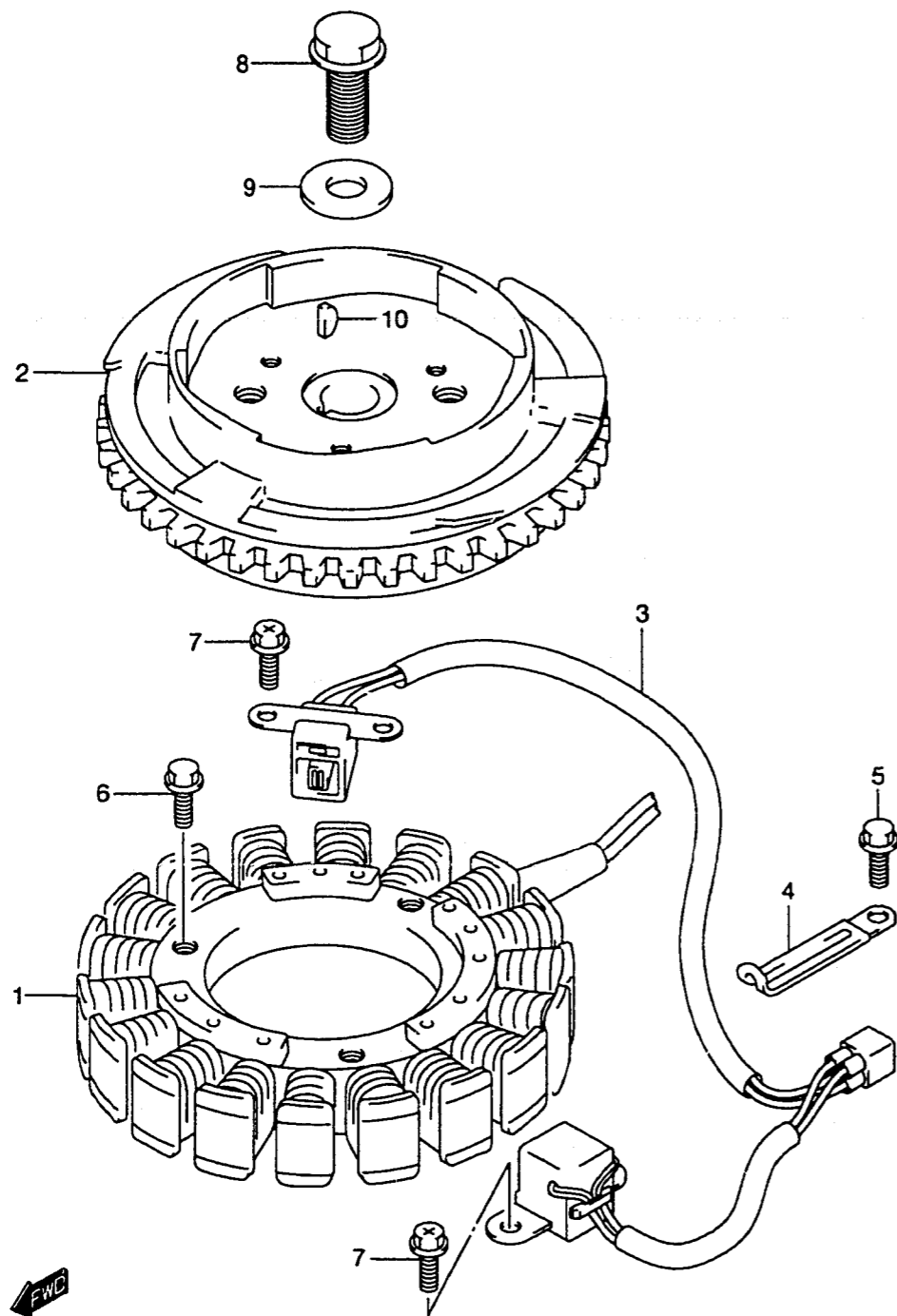
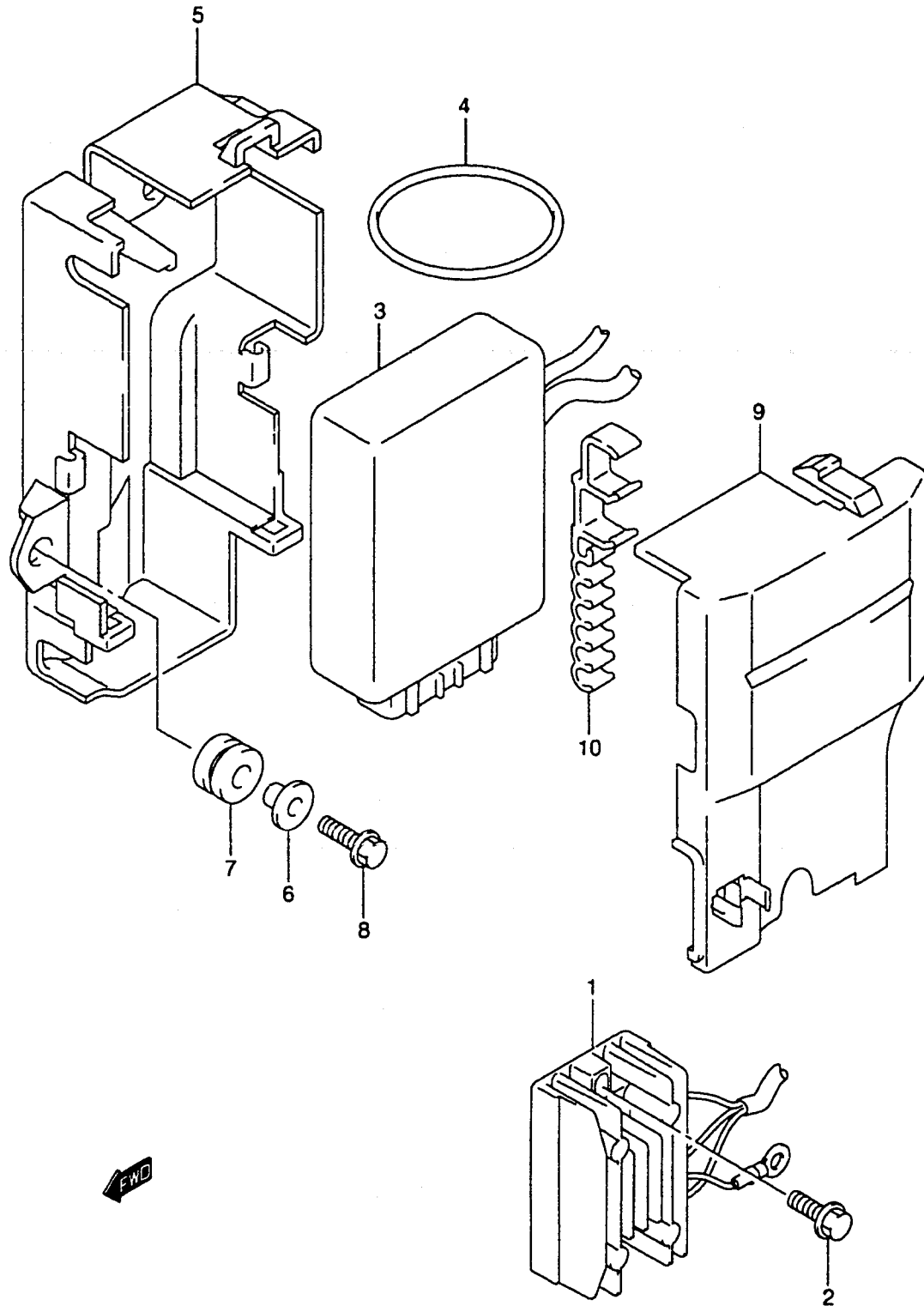


FIG.25



REF.NO.	PART NO.	DESCRIPTION	QTY.	REMARKS
1	32800-89J00	RECTIFIER/REGULATOR	1	
2	01550-06207	BOLT	2	
3-1	32900-89J00	UNIT, CDI	1	DF25
3-2	32900-89J10	UNIT, CDI	1	DF30
4	09280-60002	O RING (D:3.1 ID:59.4)	1	
5	32890-89J00	HOLDER, ELEC PARTS	1	
6	09169-06062	SPACER	2	
7	09320-08001	CUSHION	4	
8	01550-06257	BOLT	2	
9	32891-89J00	COVER, ELEC PARTS HOLDER	1	
10	32893-89J00	HOLDER, HARNESS CONNECTOR	1	

REF.NO.	PART NO.	DESCRIPTION	REMARKS
1	33410-89J00	COIL, IGNITION	3
2	09408-00184	CLAMP	2
3	01550-06167	BOLT	3
4	33510-89J00	CAP, SPARK PLUG	3

FIG.26

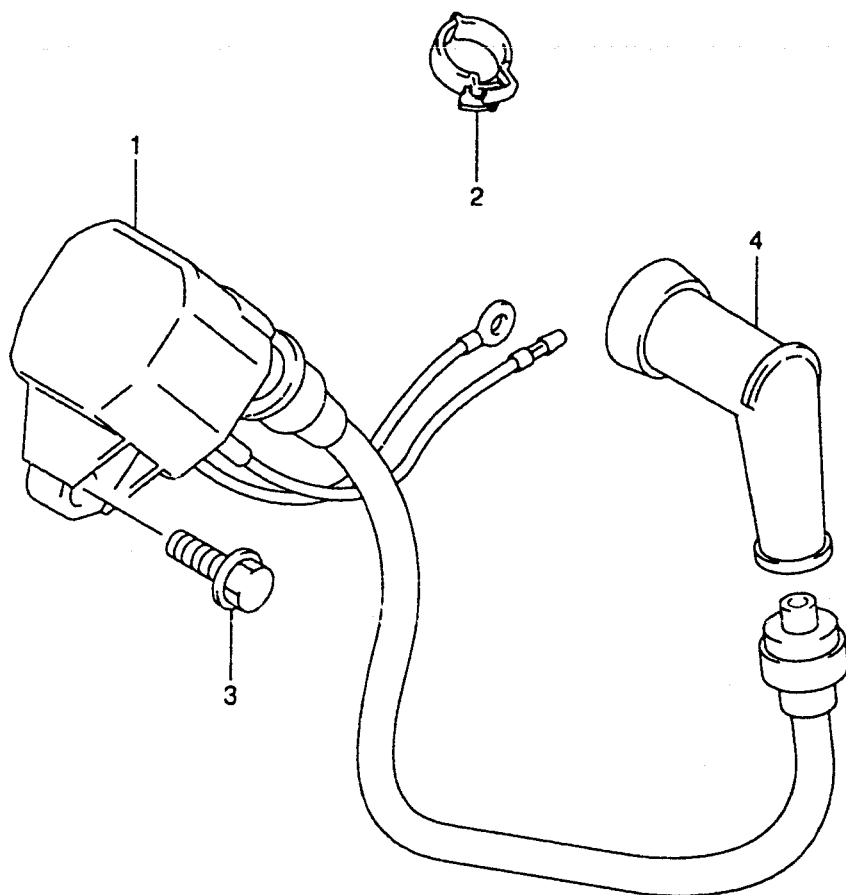
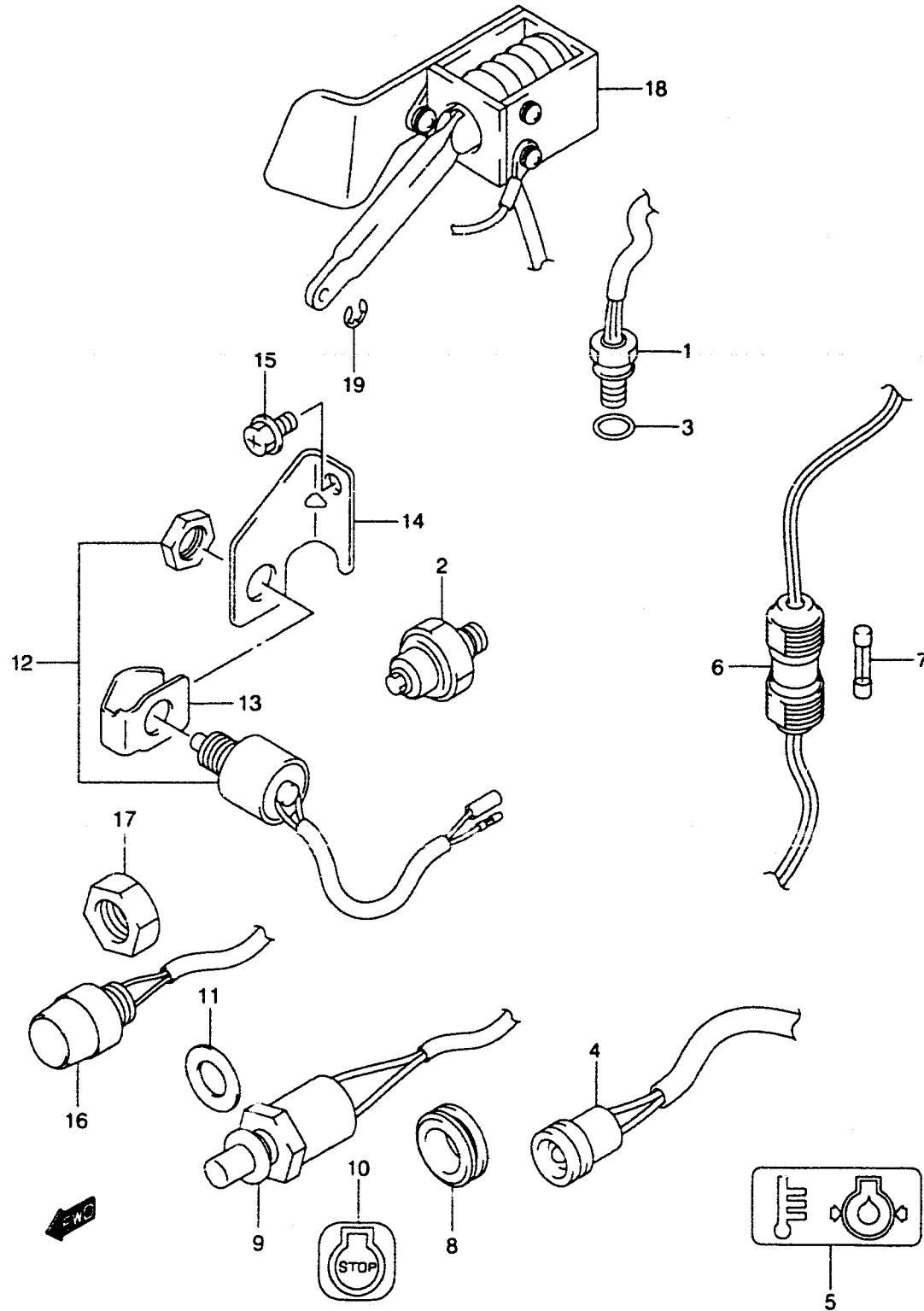


FIG.27

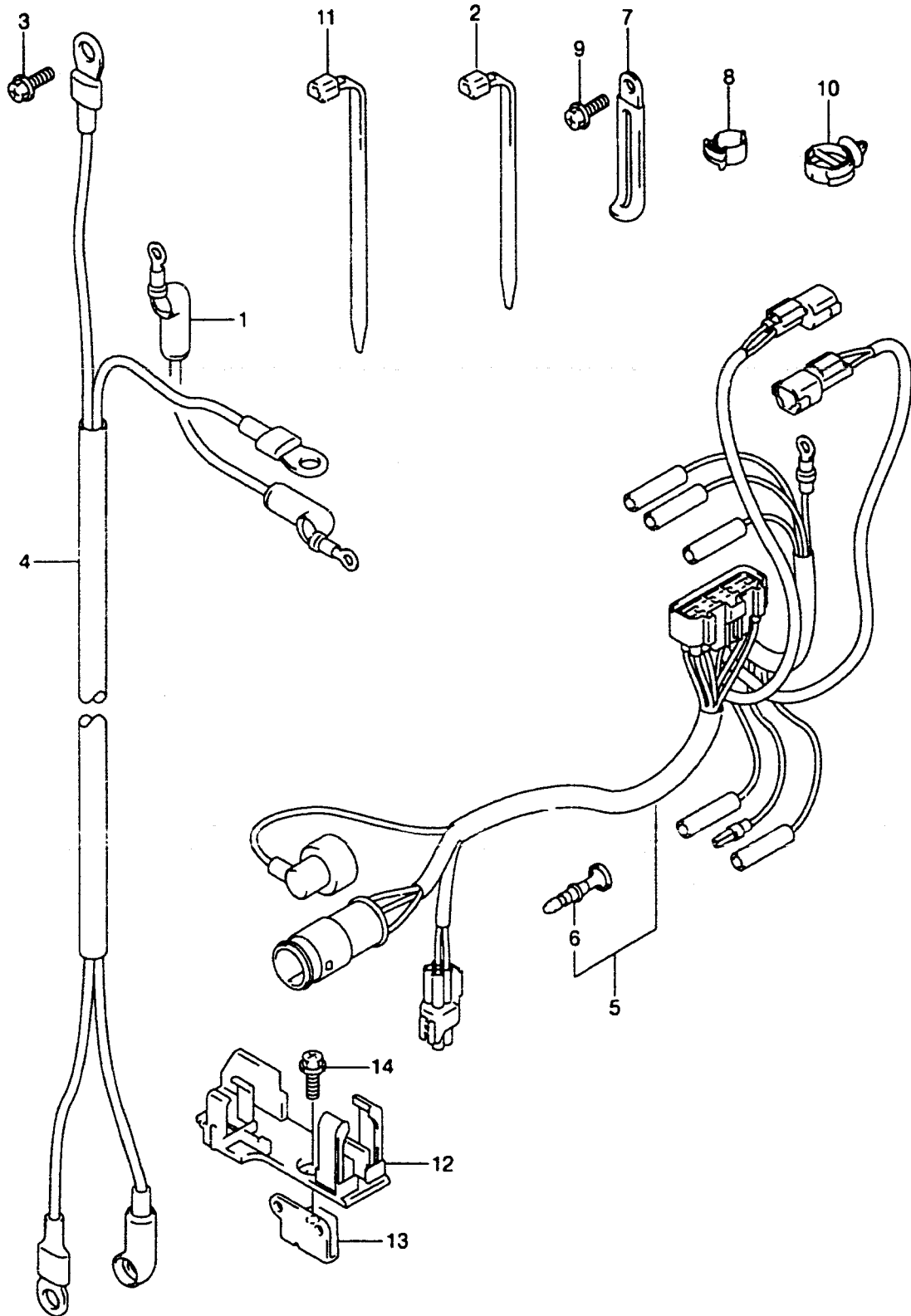
FIG.27 (D-6)

SWITCH



REF.NO.	PART NO.	DESCRIPTION	QTY.	REMARKS
1	34830-99E00	SENSOR, TEMP	1	
2	37820-93E00	SWITCH, OIL PRESSURE	1	
3	09280-09005	O RING (D:1.9,ID:8.6)	1	
4	36360-89J00	INDICATOR, WARNING	1	
5	36367-89J00	LABEL, WARNING	1	
6	36740-89J00	CASE, FUSE	1	
7	09481-25001	.FUSE (25A)	1	
8	09308-16006	GROMMET	1	
9	37830-89J00	SWITCH ASSY, EMERGENCY	1	
10	37833-95D00	LABEL, STOP	1	
11	09160-12067	WASHER (12.5X23X1.0)	1	
12	37721-94403	SWITCH, NEUTRAL	1	ELECTRIC STARTER
13	37725-95600	ACTUATOR, NEUTRAL SW	1	ELECTRIC STARTER
14	37726-89J00	BRACKET, NEUTRAL SW	1	ELECTRIC STARTER
15	02162-06127	BOLT	1	ELECTRIC STARTER
16	37161-89E13	SWITCH, STARTING MOTOR	1	ELECTRIC STARTER
17	09159-14014	NUT	1	ELECTRIC STARTER
18-1	38610-89J00	SOLENOID, CHOKE	1	TYPE:QR/T
18-2	38610-89J01	SOLENOID, CHOKE	1	DF25:032164- DF30:032215-
19	09383-03001	E RING	1	TYPE:QR/T

FIG.28



REF.NO.	PART NO.	DESCRIPTION	QTY.	REMARKS
1	33820-89E01	CABLE, STARTER MOTOR SUB	1	ELECTRIC STARTER
2	09407-14403	CLAMP	1	ELECTRIC STARTER
3	02162-06167	SCREW	1	ELECTRIC STARTER
4	33810-89E01	CABLE, STARTER	1	ELECTRIC STARTER
5-1	36610-89J00	HARNESS ASSY, WIRING	1	TYPE:Q
5-2	36610-89J10	HARNESS ASSY, WIRING	1	TYPE:QR
5-3	36610-89J30	HARNESS ASSY, WIRING	1	TYPE:T
6	36615-96300	.TERMINAL, RESIN	1	
7	09404-06435	CLAMP (L:135)	1	
8	09408-00184	CLAMP	2	
9	02162-06127	SCREW	1	
10	09403-20308	CLAMP	2	MANUAL STARTER
11	09407-18402	CLAMP	1	TYPE:QRT MODEL:00
12	36616-89J00	HOLDER, CONNECTOR	1	TYPE:QRT
13	36617-89J00	BRACKET, HOLDER CONNECTOR	1	TYPE:QRT
14	02162-06127	BOLT	1	TYPE:QRT

FIG.29

FIG.29 (D-8)

PTT RELAY (TYPE:T)

QTY.

REF.NO.	PART NO.	DESCRIPTION	REMARKS
1	33831-95600	CABLE, PTT RELAY	1
2	33832-89J00	CABLE, PTT RELAY GROUND	1
3	38410-89J00	RELAY, PTT UP	1
4	38420-89J00	RELAY, PTT DN	1
5	38412-89J00	HOLDER, PTT RELAY	1
6	09169-06062	WASHER	2
7	01550-06257	BOLT	2
8	09403-20308	CLIP	1

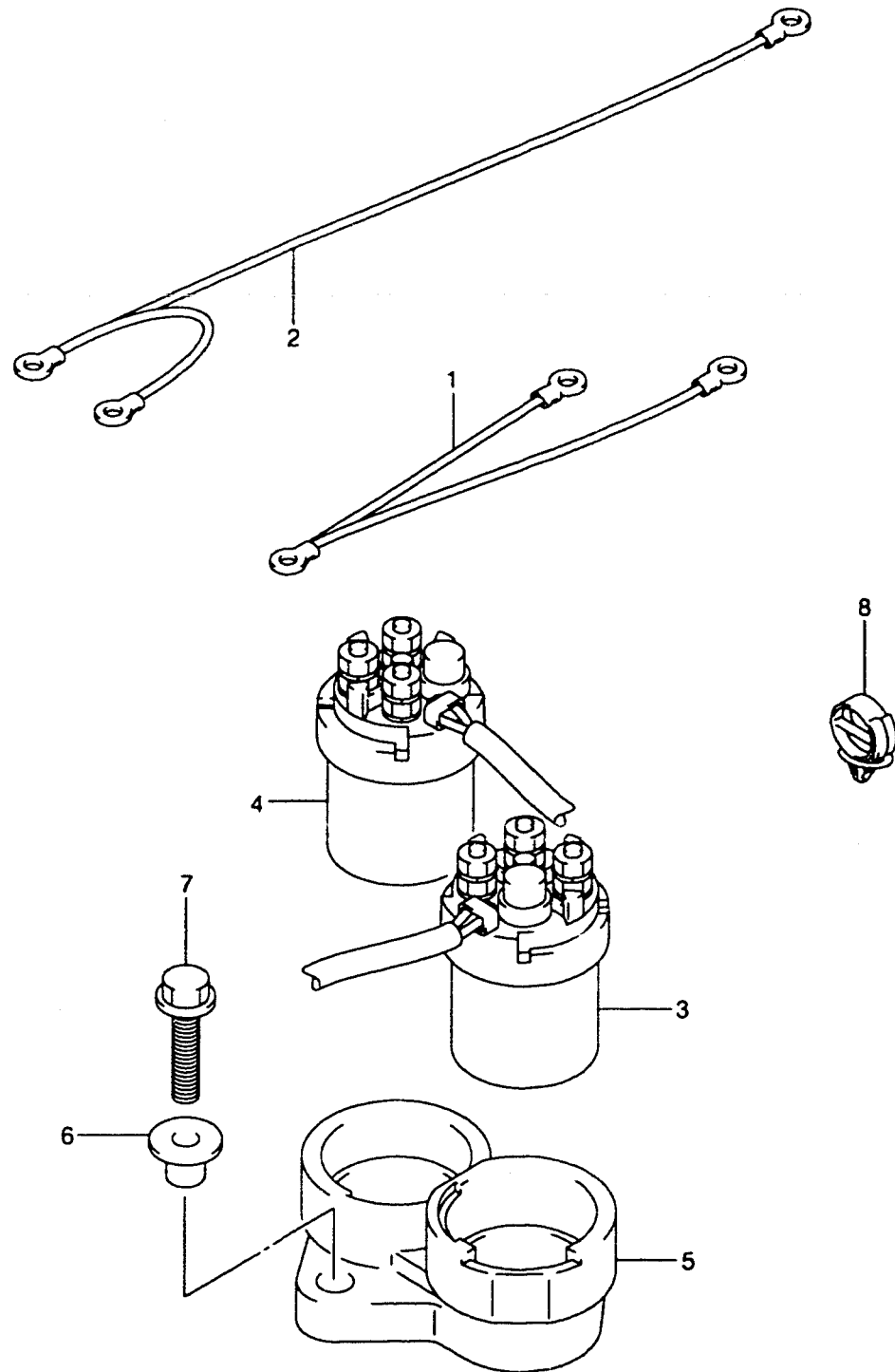
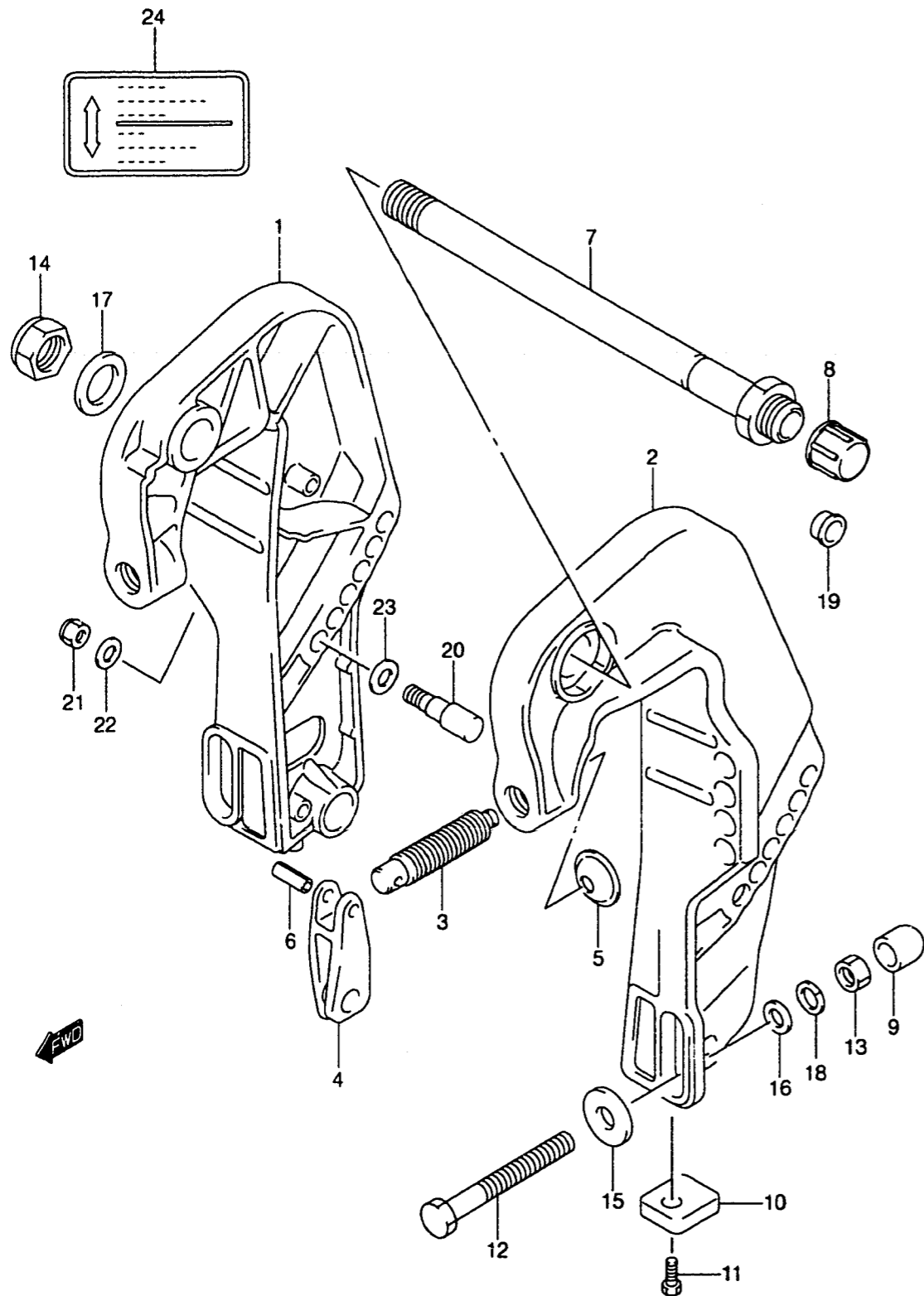


FIG.30

FIG.30 (E-2)

CLAMP BRACKET



REF.NO.	PART NO.	DESCRIPTION	QTY.	REMARKS
1-1	41111-89J00-0EP	BRACKET, CLAMP STBD (BLACK)	1	
1-2	41111-89J10-0EP	BRACKET, CLAMP STBD (BLACK)	1	MODEL:01
2-1	41121-89J00-0EP	BRACKET, CLAMP PORT (BLACK)	1	
2-2	41121-89J10-0EP	BRACKET, CLAMP PORT (BLACK)	1	MODEL:01
3	41211-89J00	SCREW, CLAMP	2	
4	41212-93000-0EP	HANDLE, CLAMP (BLACK)	2	
5	41213-98100	PLATE, CLAMP	2	
6	09205-06007	PIN	2	
7	41130-95290	SHAFT, CLAMP BRKT	1	
8	41151-94500	CAP, CLAMP BRKT SHAFT	2	
9	41153-94500	CAP, TRANSOM BOLT	4	
10	55320-95310	ZINC SET, PROTECTION	2	
11	09116-06094	.BOLT (6X15)	2	
12	09100-12039	BOLT (12X100)	4	
13	09140-12028	NUT	4	
14	09159-22003	NUT	1	
15	09160-12044	WASHER (12.5X35X3.2)	4	
16	09160-12066	WASHER (12.5X22X2.5)	4	
17	09160-22033	WASHER (22.5X38X1.0)	1	
18	09162-12005	WASHER, LOCK (12.2X21.5X3.0)	4	
19	41152-94500	PLUG, CLAMP BRKT	1	TYPE:T MODEL:00
20	45421-89J00	PIN, TILT LOCK	2	
21	09159-10050	NUT	2	
22	09160-10082	WASHER (10.5X19X2.0)	2	
23	09160-12066	WASHER (12.5X22X2.5)	2	
24	43241-87J00	MARK, RELEASE LEVER	1	

FIG.31

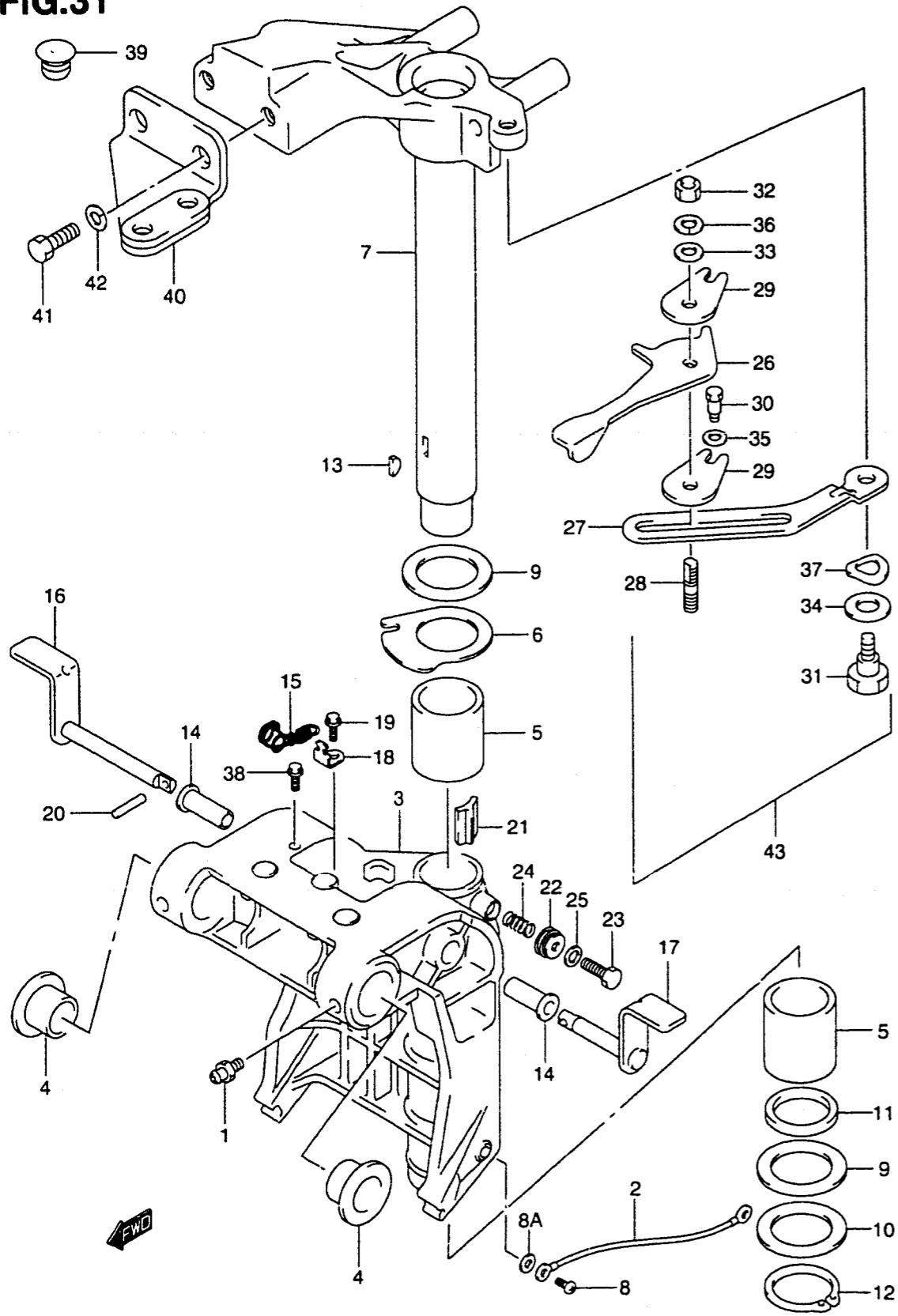


FIG.31 (E-3)

SWIVEL BRACKET

QTY.

REF.NO.	PART NO.	DESCRIPTION	REMARKS
1	22511-99010	NIPPLE, GREASE	3
2-1	36894-94401	LEAD (SWIVEL TO MOUNT)	1
2-2	36894-95201	LEAD	1
3-1	43111-89J10-0EP	BRACKET, SWIVEL (S)(BLACK)	1
3-2	43111-89J00-0EP	BRACKET, SWIVEL (L)(BLACK)	1
4	43211-94401	BUSH, SWIVEL BRKT	2
5	43711-89J00	BUSH, STEERING	2
6	43721-89J00	PLATE, STEERING UPPER	1
7-1	43750-89J10-0EP	BRACKET, STEERING (S)(BLACK)	1
7-2	43750-89J00-0EP	BRACKET, STEERING (L)(BLACK)	1
8	09125-05050	SCREW (5X8)	3
8A	09161-05114	WASHER	3
9	09160-39002	WASHER	2
10	09160-39003	WASHER	0-4
11	09282-39001	SEAL, OIL	1
12	09380-38003	CIRCLIP	1
13	09420-05003	KEY	1
14	41226-97E00	BUSH, TILT LOCK LEVER	2
15	41230-97E10	SPRING, TILT LOCK	1
16	41270-89J00	LEVER, TILT LOCK STBD	1
17	41280-89J00	LEVER, TILT LOCK PORT	1
18	45731-96310	PLATE, TILT LOCK SPRING	1
19	09116-06094	BOLT (6X15)	1
20	09205-03012	PIN	1
21	43417-89J00	ADJUSTER, STEERING	1
22	43412-93900	COVER, STEERING ADJUSTER	1
23	09100-08227	BOLT (8X27)	1
24	09440-11022	SPRING	1
25	09160-08091	WASHER (8.5X14X1.0)	1
26	43411-89J00	ADJUSTER, STEERING	1 TYPE:Q
27	43415-89J00	PLATE, STEERING ADJUSTER	1 TYPE:Q
28	43512-89J00	SHAFT, STEERING LOCK	1 TYPE:Q
29	43514-89J00	PLATE, STEERING LOCK	2 TYPE:Q
30	09111-06064	BOLT (6X17)	1 TYPE:Q

FIG.31

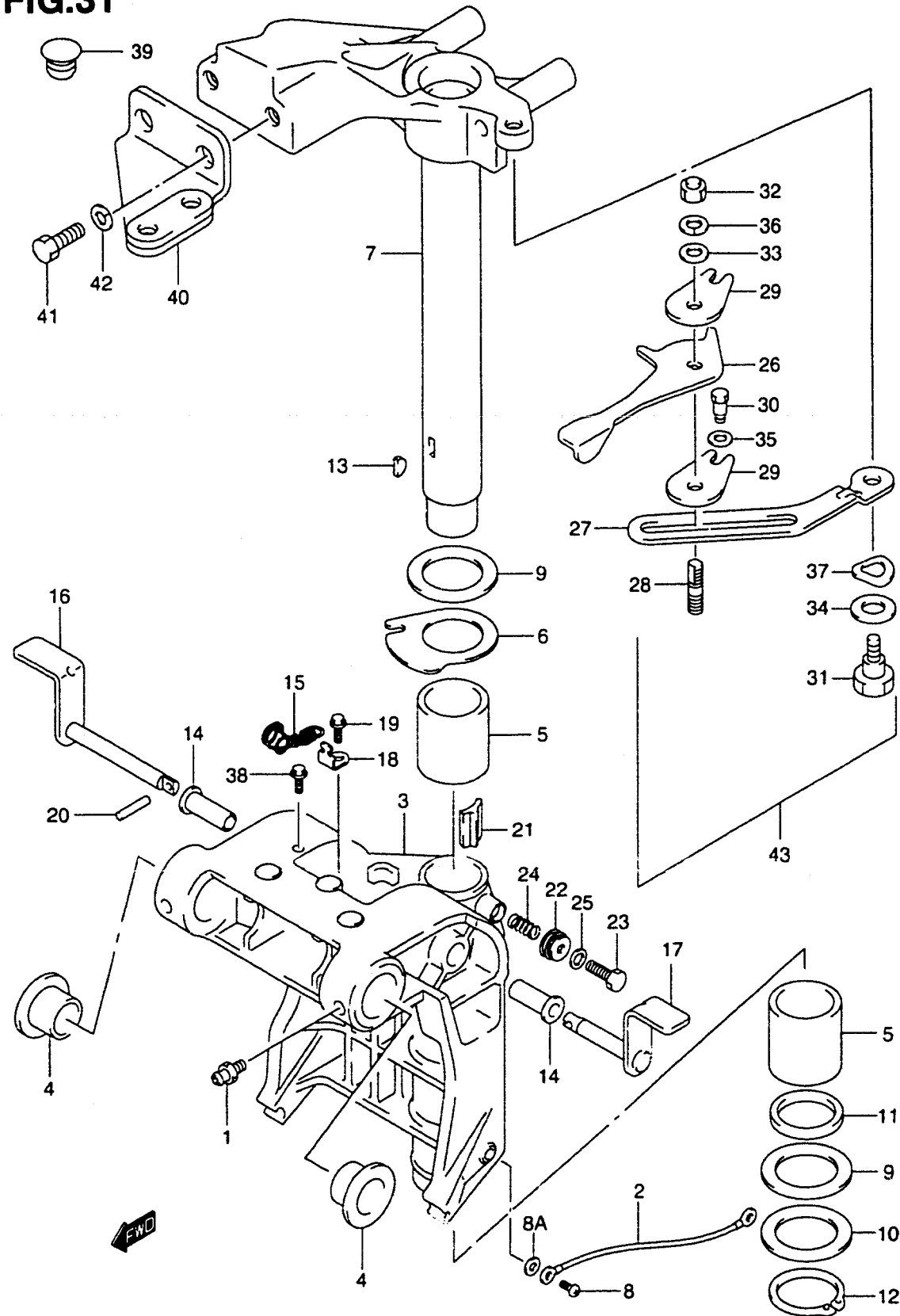


FIG.31 (E-4)

SWIVEL BRACKET

QTY.

REF.NO.	PART NO.	DESCRIPTION	QTY.	REMARKS
31	09111-10032	BOLT (10X20.4)	1	TYPE:Q
32	09159-10104	NUT	1	TYPE:Q
33	09160-10098	WASHER (10X18X1.0)	1	TYPE:Q
34	09160-12067	WASHER (12.5X23X1.0)	1	TYPE:Q
35	09160-06082	WASHER (6.5X13X1.0)	1	TYPE:Q
36	09161-10002	LOCK WASHER (10.2X18X1.0)	1	TYPE:Q
37	09164-14008	WASHER, WAVE	1	TYPE:Q
38	09116-06127	BOLT (6X12)	1	TYPE:QR/T
39	09250-09001	PLUG	1	TYPE QR/T
40	43755-89J00	ATTACHMENT, STEERING BRKT	1	TYPE:QR/T
41	09100-10270	BOLT (10X25)	2	TYPE:QR/T
42	09162-10005	LOCK WASHER (10.2X18.4X2.5)	2	TYPE:QR/T
43	43401-89J00	ADJUSTER KIT, STEERING	1	OPT REF.NO.26-37

FIG.32

REF.NO.	PART NO.	DESCRIPTION	QTY.	REMARKS
1	45260-89J00	LEVER, RELEASE	1	
2	47225-89J00	COLLER, TILT CYL LOWER STBD	1	
3	47226-89J00	COLLER, TILT CYL LOWER PORT	1	
4	47400-89J00	CYLINDER ASSY, GAS	1	
5-1	48121-89J00	SHAFT, TILT CYL LOWER	1	
5-2	48121-89J10	SHAFT, TILT CYL LOWER	1	MODEL:01
6	48321-89J00	SHAFT, TILT CYL UPPER	1	
7	48325-89J00	BUSH, TILT CYL UPPER	2	
8	48326-89J00	BUSH, TILT CYL LOWER	1	
9	09100-06113	BOLT (6X16)	1	
10	09116-08103	BOLT (8X22)	2	
11	09100-10220	BOLT (10X35)	2	MODEL:01
12	09160-10081	WASHER (10X20X3.0)	2	MODEL:01
13	09140-06020	NUT	1	
14	09380-12002	SNAP RING	2	
15	55321-87J00	ANODE, PROTECTION	1	
16	09128-06021	BOLT	1	

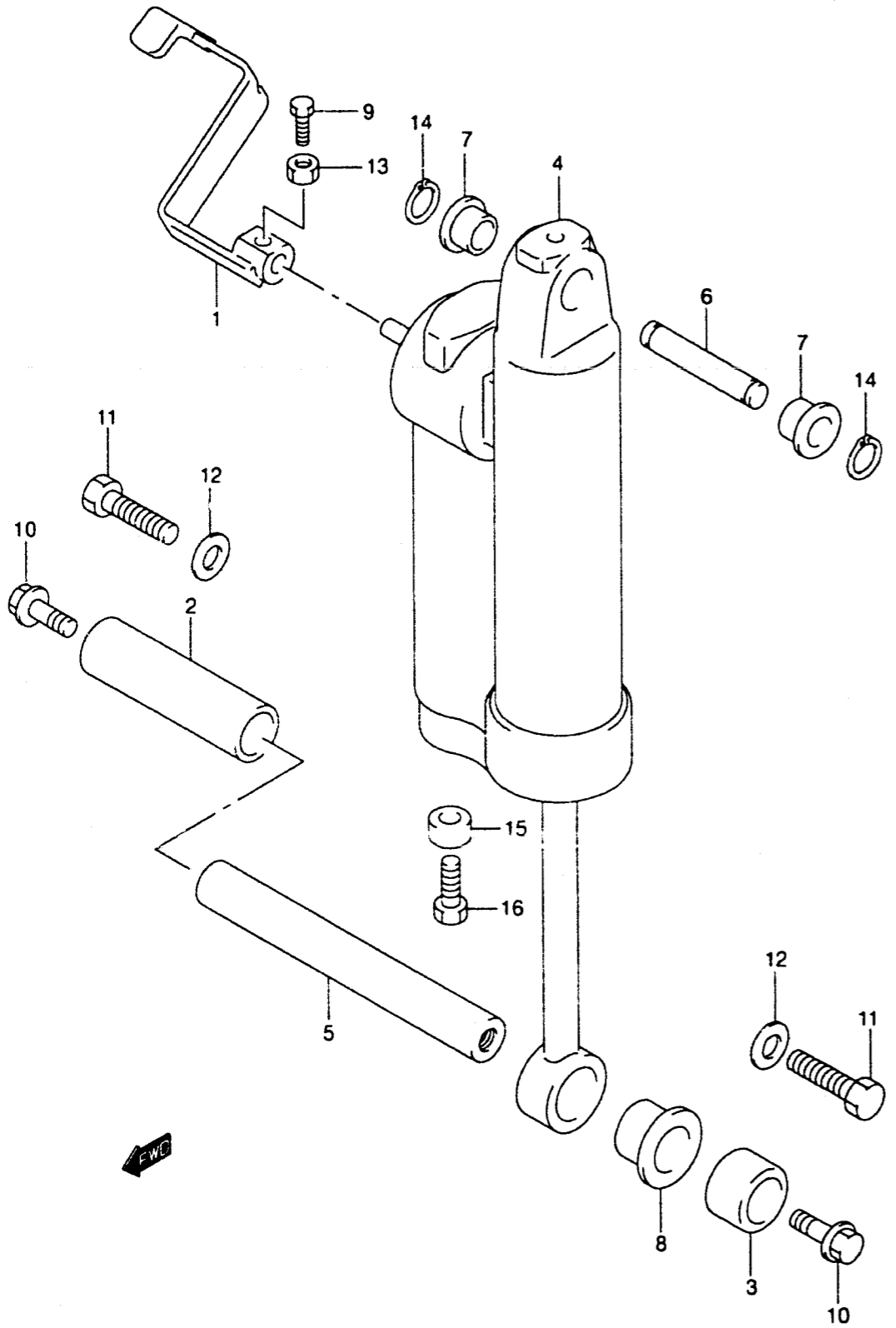
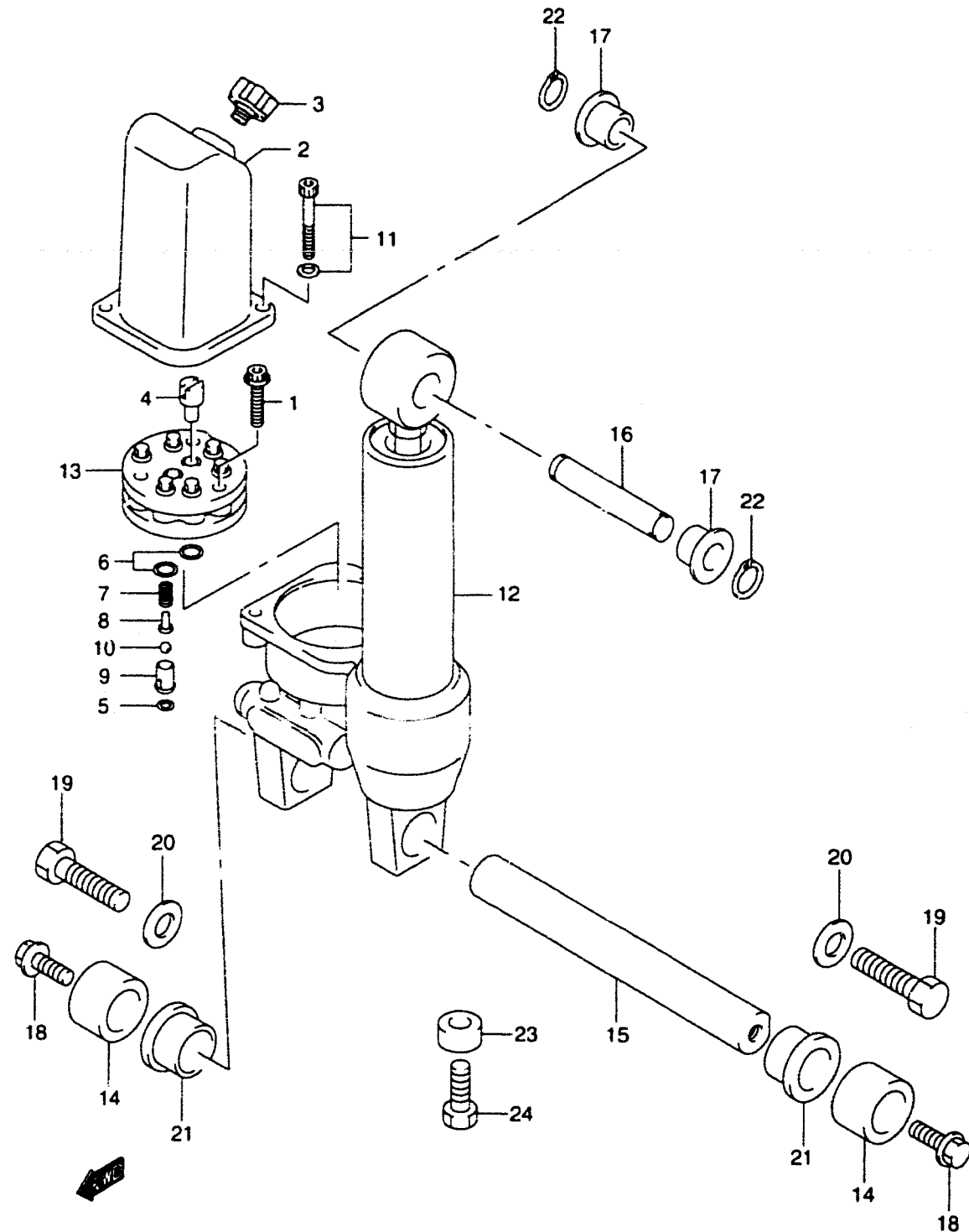


FIG.33

QTY.



REF.NO.	PART NO.	DESCRIPTION	QTY.	REMARKS
1	48541-97E01	BOLT SET	1	
2	48571-89J00	RESERVOIR	1	
3	48572-89J00	PLUG	1	
4	48583-97E00	JOINT, DRIVE	1	
5	48818-97E00	O RING	1	
6	48505-87D10	O RING SET	1	
7	48823-89J00	SPRING, PRESSURE VALVE	1	
8	48832-89J00	VALVE, PRESSURE	1	
9	48834-89J00	SHEET, VALVE	1	
10	48842-89J00	BALL, PRESSURE VALVE	1	
11	48861-89J00	BOLT SET	2	
12	48400-89J00	CYLINDER	1	
13	48510-89J00	PUMP ASSY	1	
14	47226-89J00	COLLER, TILT CYL LOWER	2	
15-1	48121-89J00	SHAFT, TILT CYL LOWER	1	
15-2	48121-89J10	SHAFT, TILT CYL LOWER	1	MODEL:01
16	48321-89J00	SHAFT, TILT CYL UPPER	1	
17	48325-89J00	BUSH, TILT CYL UPPER	2	
18	09116-08103	BOLT (8X22)	2	
19	09100-10220	BOLT (10X35)	2	MODEL:01
20	09160-10081	WASHER (10X20X3.0)	2	MODEL:01
21	48326-89J00	BUSH	2	
22	09380-12002	SNAP RING	2	
23	55321-87J00	ANODE, PROTECTION	1	
24	09128-06021	BOLT	1	

FIG.34

FIG.34 (E-7)

PTT MOTOR (TYPE:T)

QTY.

REF.NO.	PART NO.	DESCRIPTION	QTY.	REMARKS
1	38100-89J00	MOTOR ASSY, PTT	1	
2	31111-89J00	.SCREW	2	
3	31311-89J00	.ARMATURE	1	
4	31123-89J00	.O RING	1	
5	31173-89J10	.HOLDER, BRUSH	1	
6	31123-89J10	O RING	1	
7	09125-06063	SCREW (6X10)	1	
8	09404-06432	CLAMP	1	

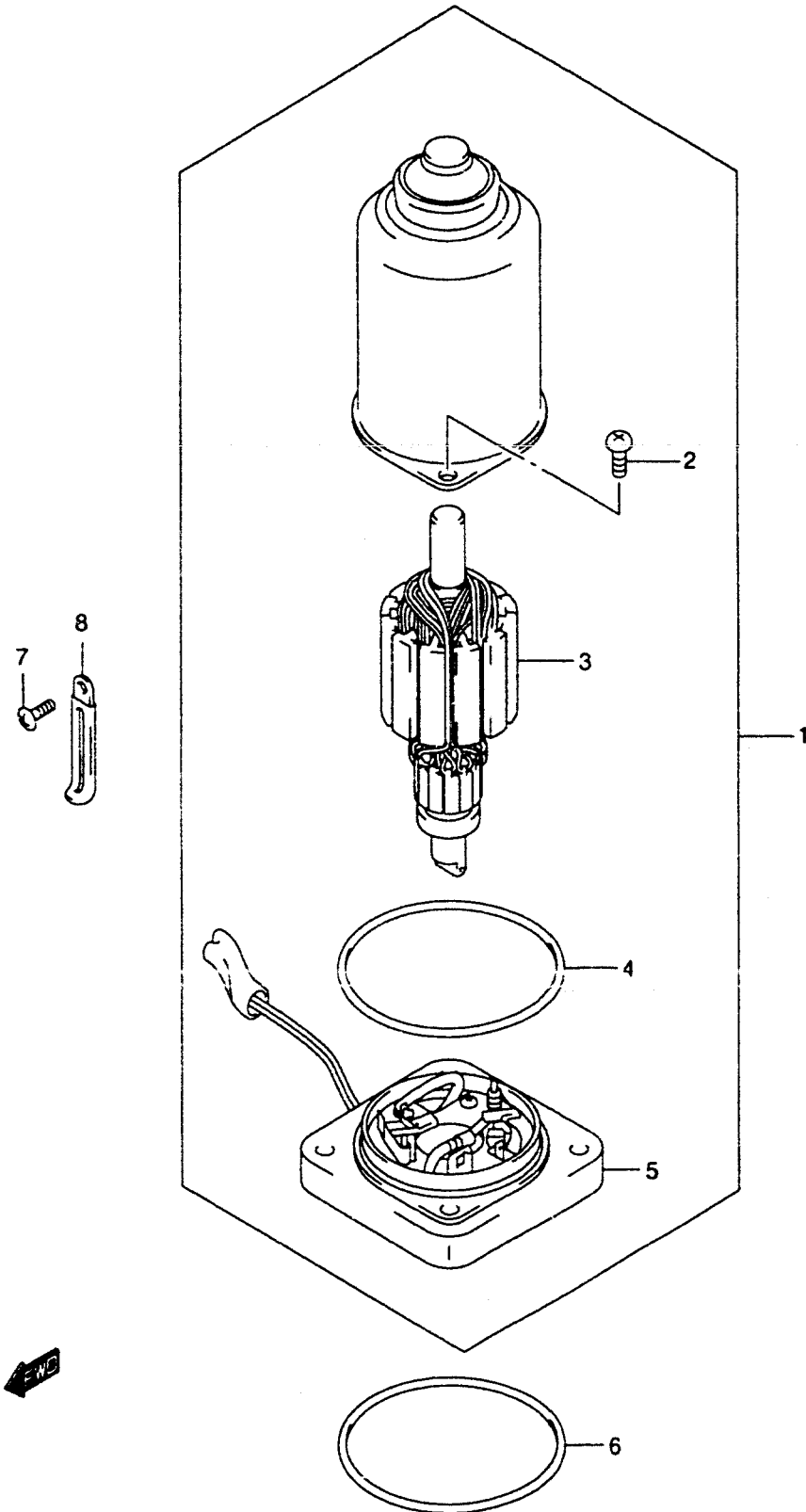
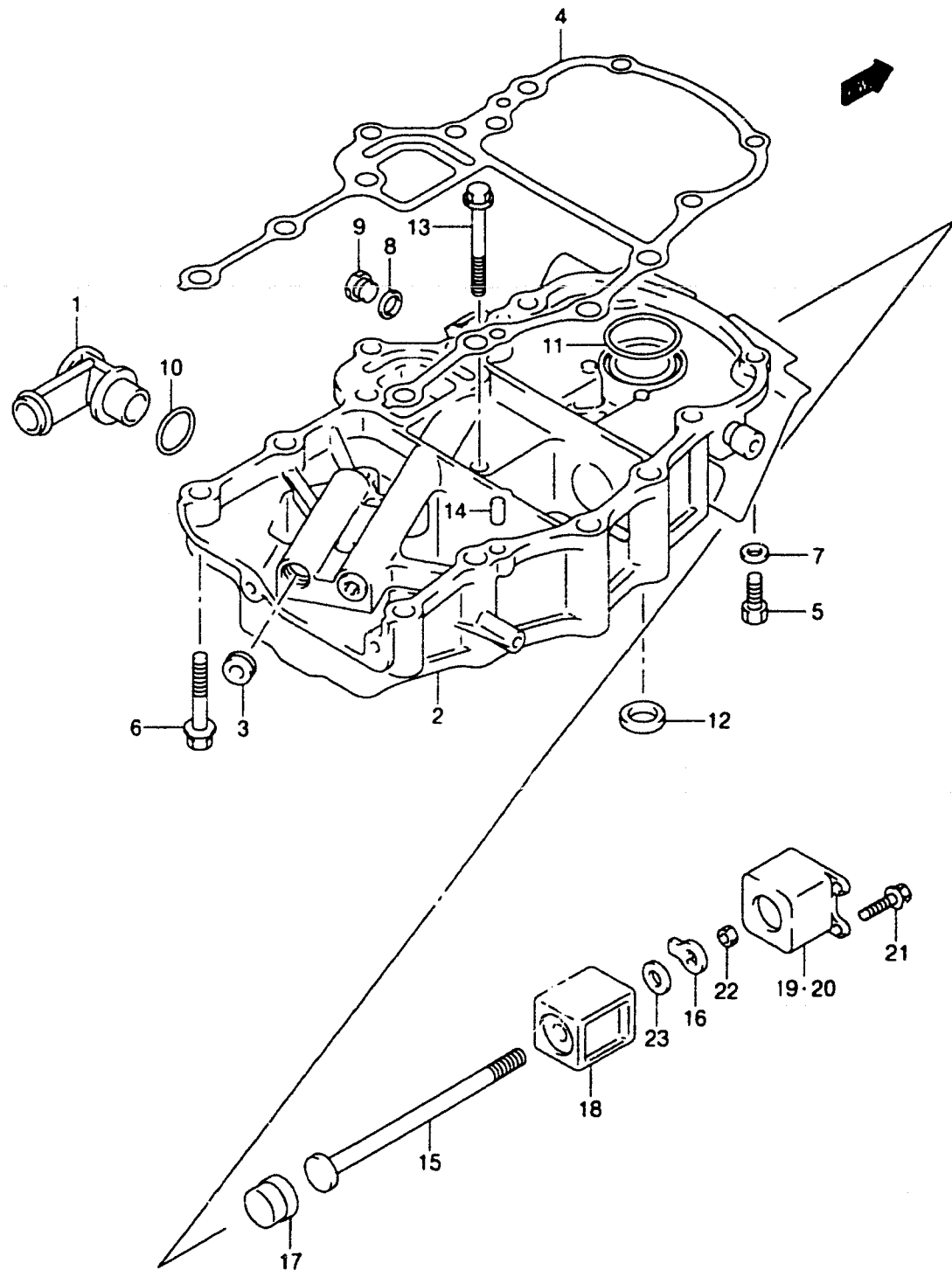
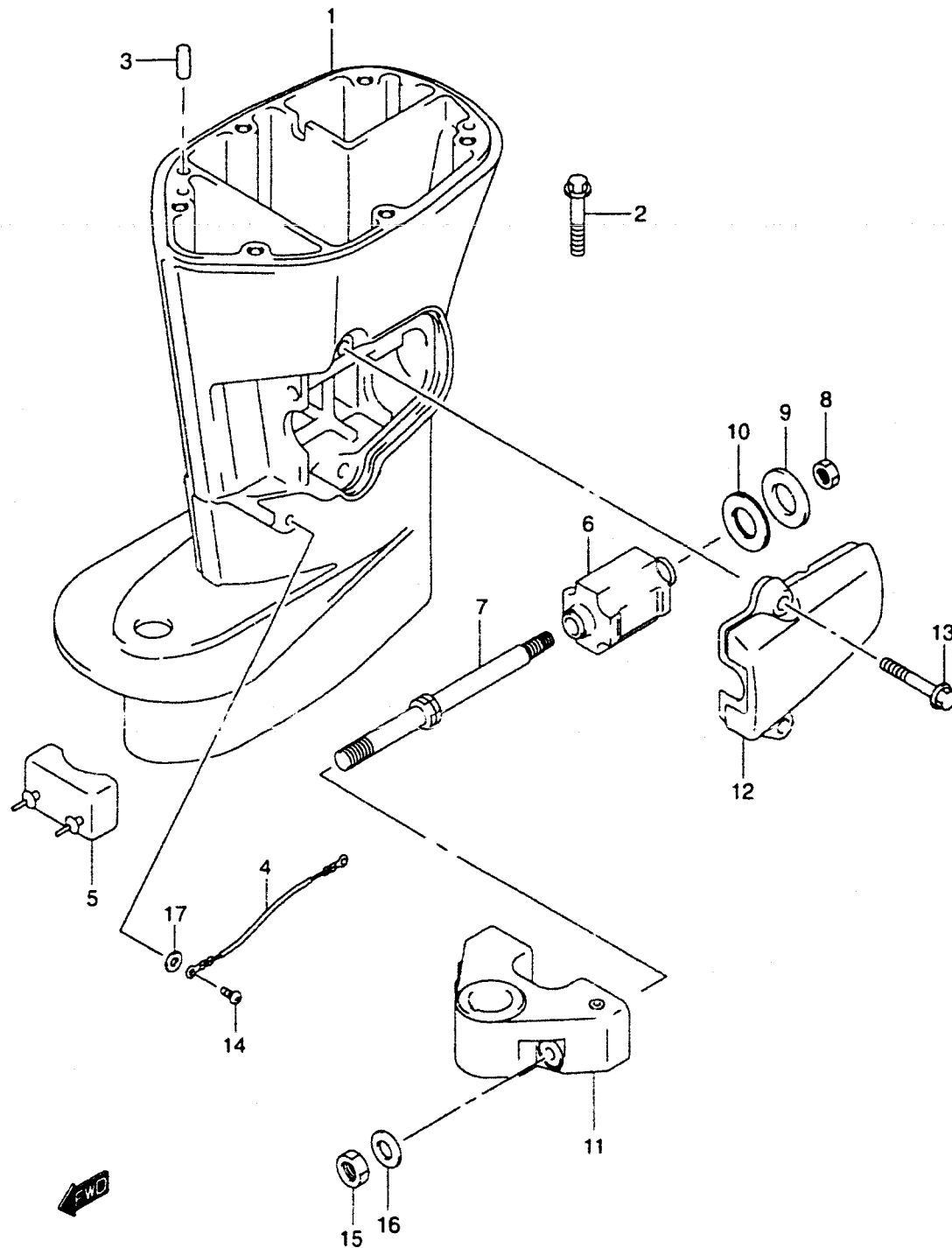


FIG.35



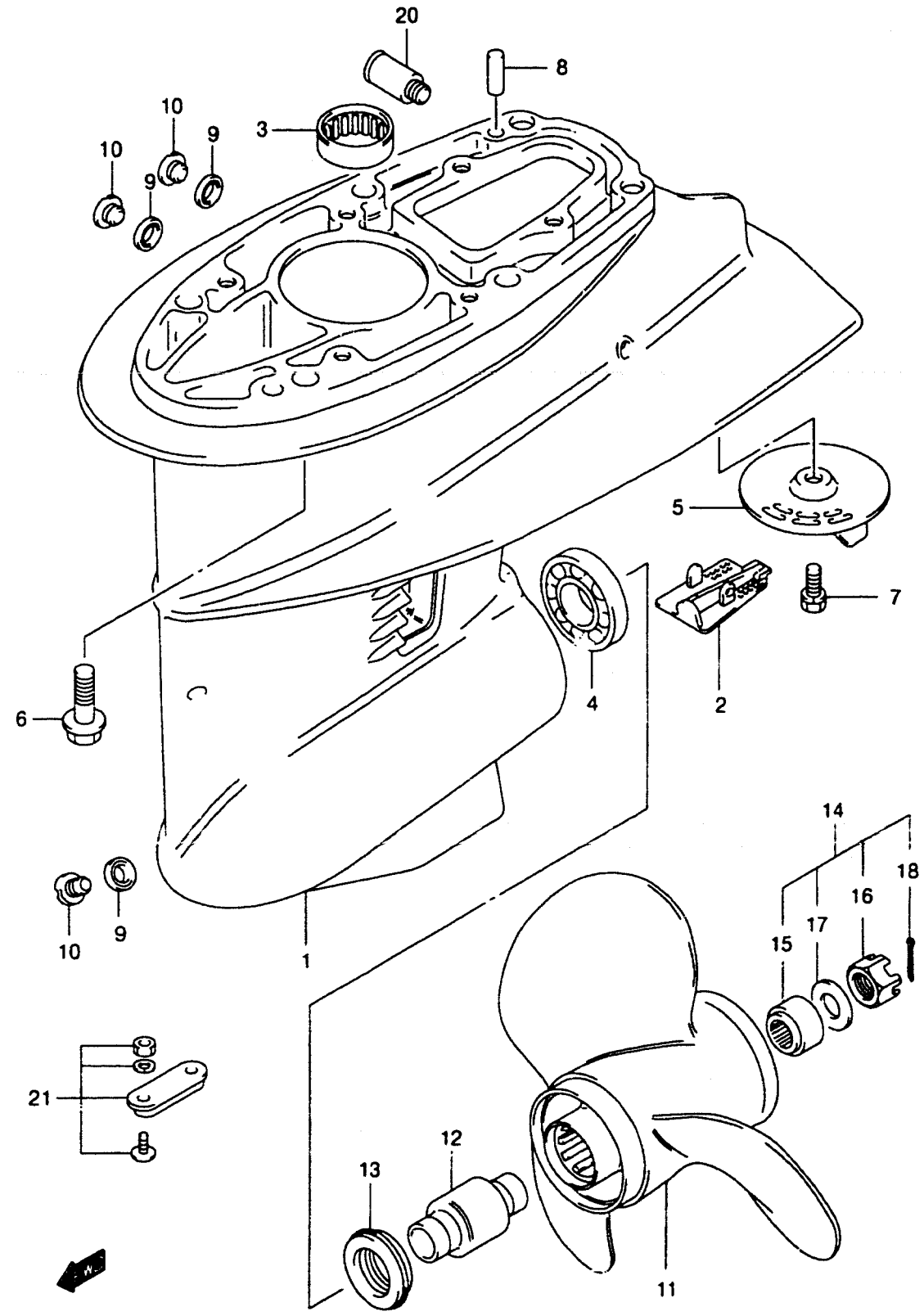
REF.NO.	PART NO.	DESCRIPTION	QTY.	REMARKS
1	17573-99E00	PIPE, WATER RETURN HOSE	1	
2-1	51110-89J00-0EP	HOLDER, ENGINE (BLACK)	1	
2-2	51110-89J01-0EP	HOLDER, ENGINE (BLACK)	1	MODEL:01
3	09246-08004	.PLUG	2	
4	51211-89J00	GASKET, ENGINE HOLDER	1	
5	09106-08146	BOLT (8X30)	2	
6	09116-08097	BOLT (8X50)	3	
7	09160-08082	WASHER (8.5X16X1.2)	2	
8	09168-12017	GASKET (12X17X1.0)	1	
9	09248-12007	PLUG	1	
10	09280-20006	O RING (D:1.9 ID:19.8)	1	
11	09280-42003	O RING (D:2.4 ID:41.7)	1	
12	09282-17009	OIL SEAL	2	
13	01550-08657	BOLT	1	
14	04221-08149	KNOCK PIN	2	
15	54112-89J00	BOLT, UPPER MOUNT	2	
16	54113-89J00	WASHER, UPPER MOUNT BOLT	2	
17	54125-89J00	REVERSE THRUST, UPPER MOUNT	2	
18	54130-89J00	MOUNT, UPPER	2	
19	54148-89J00-0EP	COVER, UPPER MOUNT STBD (BLACK)	1	
20	54149-89J00-0EP	COVER, UPPER MOUNT PORT (BLACK)	1	
21	09116-06121	BOLT (6X25)	6	
22	09159-10050	NUT (M10)	2	
23	09160-10081	WASHER (10X20X3.0)	2	

FIG.36



REF.NO.	PART NO.	DESCRIPTION	QTY.	REMARKS
1-1	52111-89J10-0EP	HOUSING, DRIVE SHAFT (S)(BLACK)	1	
1-2	52111-89J00-0EP	HOUSING, DRIVE SHAFT (L)(BLACK)	1	
2	09116-08114	BOLT (8X35)	1	
3	09202-06023	KNOCK PIN	2	
4	36894-95201	LEAD	1	
5	54121-87E00	DAMPER, REVERSE STOPPER	2	
6	54160-89J00	MOUNT, LOWER	2	
7	54166-87J10	BOLT, LOWER MOUNT	2	
8	09140-12029	NUT	2	
9	09160-12065	WASHER (12X40X3.0)	2	
10	54151-89J00	THRUST, LOWER MOUNT	1	
11	54211-89J00-0EP	BRACKET, LOWER MOUNT (BLACK)	1	
12	54221-87J00-0EP	COVER, LOWER MOUNT (BLACK)	2	
13	09116-08114	BOLT (8X35)	4	
14	09125-05050	SCREW (5X8)	2	
15	09159-12014	NUT (M12)	2	
16	09160-12066	WASHER (12.5X22X2.5)	2	
17	09161-05114	WASHER	2	

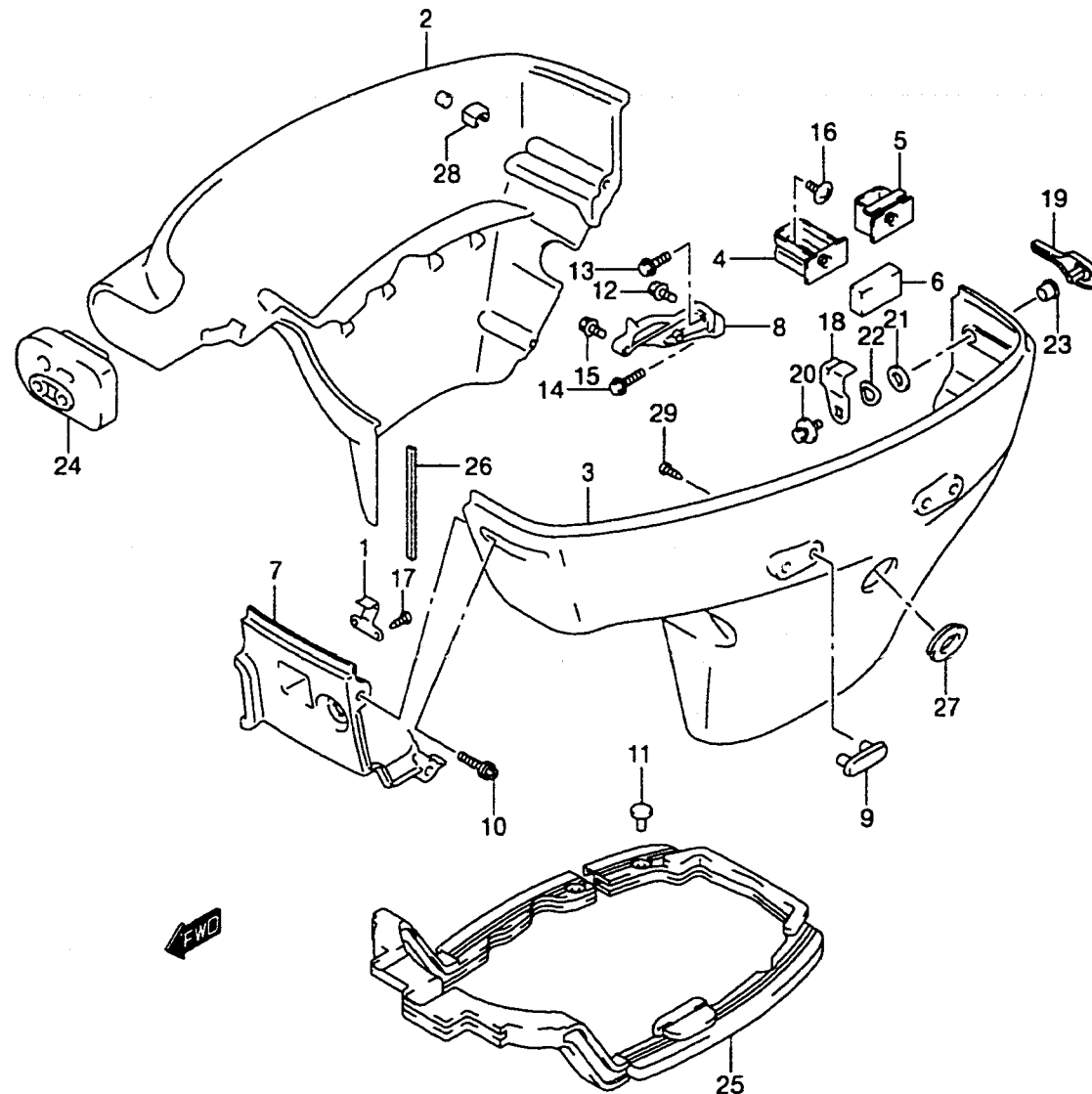
FIG.37



QTY.

REF.NO.	PART NO.	DESCRIPTION	QTY.	REMARKS
1	55100-89J00-0EP	CASE ASSY, GEAR (BLACK)	1	
2	55114-96310	.COVER, GEAR CASE UNDER	1	
3	09263-20046	.BEARING	1	
4	09265-25015	.BEARING	1	TAPER ROLLER
5	55125-96310	TRIM TAB	1	
6	09116-08098	BOLT (8X40)	6	
7	09117-08037	BOLT (8X16)	1	
8	09202-06015	KNOCK PIN	2	
9	09168-10022	GASKET	3	
10	09248-10008	PLUG, DRAIN	3	
11-1	58100-96410-019	PROPELLER (3X10-1/4X10)	1	P1001
11-2	58100-96420-019	PROPELLER (3X10-1/4X11)	1	P1101
11-3	58100-96430-019	PROPELLER (3X10-1/4X12)	1	P1201
11-4	58100-96440-019	PROPELLER (3X10-1/4X13)	1	P1301
11-5	58100-95D00-019	PROPELLER (3X10-1/4X14)	1	P1401
11-6	58100-96370-019	PROPELLER (3X10-1/4X9)	1	OPT P911
12	58120-96401	.BUSH, PROPELLER	1	
13	57632-96400	STOPPER, PROPELLER BUSH	1	
14	57630-96300	PROPELLER NUT KIT	1	OPT
15	57633-96300	.SPACER, PROPELLER NUT	1	
16	09141-14008	.NUT	1	
17	09160-14028	.WASHER (14.5X30X2.5)	1	
18	09204-03003	.PIN, COTTER	1	
19	25700-95D00	SEALING KIT, GEAR CASE	1	OPT DRAWING NOT SHOWN
20	55181-95200	ATTACHMENT, FLUSH HOSE	1	OPT
21	55300-95500	ZINC ASSY, PROTECTION	1	OPT

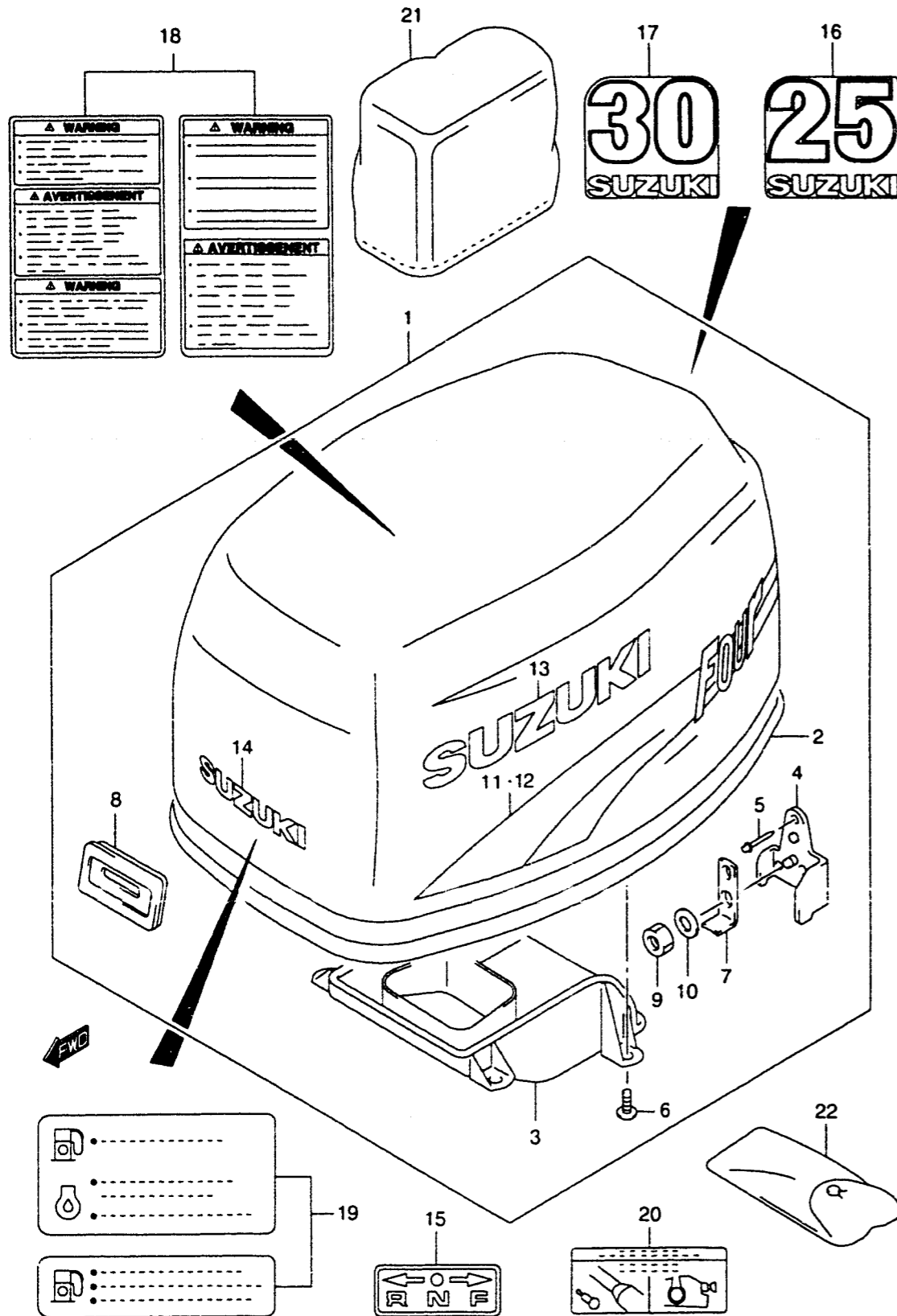
FIG.38



REF.NO.	PART NO.	DESCRIPTION	QTY.	REMARKS
1	61412-89J00	HOOK, INSTRUMENT PANEL	1	
2	61811-89J00-0EP	COVER, SIDE STBD (BLACK)	1	
3-1	61821-89J00-0EP	COVER, SIDE PORT (BLACK)	1	TYPE:Q/QR
3-2	61821-89J10-0EP	COVER, SIDE PORT (BLACK)	1	TYPE:T
4	61827-89J00	HOLDER, SIDE COVER	1	
5	61827-89J10	HOLDER, SIDE COVER	1	
6	61828-87J00	CUSHION, SIDE COVER HOLDER	2	
7	61831-89J00-0EP	PANEL, FRONT (BLACK)	1	
8	61833-89J00	BRACKET, FRONT PANEL	1	
9	61851-93E10	PROTECTOR, SIDE COVER	2	
10	09136-06144	SCREW (6X30)	6	
11	09409-05302-5PK	CLIP (BLACK)	2	
12	01550-06167	BOLT	1	
13	01550-06207	BOLT	1	
14	01550-06257	BOLT	1	
15	01560-06207	BOLT	1	
16	02142-06167	SCREW	2	
17	03512-05163	SCREW	6	
18	61631-89J00	HOOK, ENGINE COVER	1	
19	61633-89J00	LEVER, HOOK REAR	1	
20	09116-06127	BOLT (6X12)	1	
21	09160-13014	WASHER (13.2X25X1.0)	1	
22	09164-13005	WASHER, WAVE	1	
23	09306-13007	BUSH	1	
24-1	61124-89J00	GROMMET, CABLE	1	TYPE:Q MANUAL STARTER
24-2	61124-89J10	GROMMET, CABLE	1	TYPE:QR/T
24-3	61124-89J30	GROMMET, CABLE	1	TYPE:Q ELECTRIC STARTER
25	61134-89J00	SEAL, SIDE COVER	1	
26	61135-89J00	CUSHION, SIDE COVER	1	
27	61817-89J00	PLUG, SIDE COVER	1	
28	09329-06002	CUSHION	1	STBD SIDE

FIG.39

QTY.

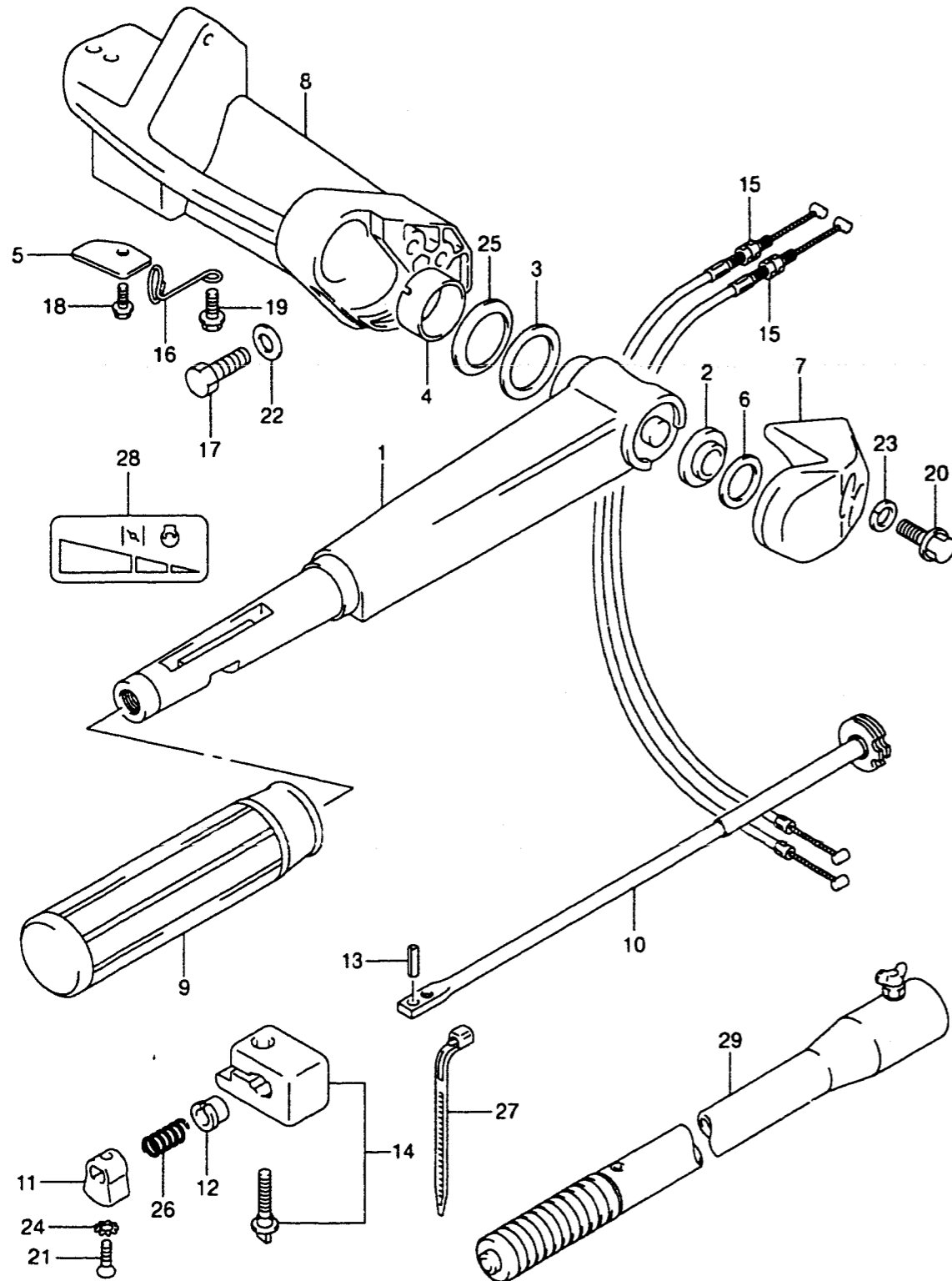


REF.NO.	PART NO.	DESCRIPTION	QTY.	REMARKS
1-1	61400-89830-0EP	COVER SET, ENGINE (BLACK)	1	ELECTRIC STARTER
1-2	61400-89840-0EP	COVER SET, ENGINE (BLACK)	1	MANUAL STARTER
2	61112-89J00	.RUBBER, ENGINE COVER	1	
3	61433-89J00	.COVER, AIR INTAKE INNER	1	
4	61620-89J00	.BRACKET, REAR FASTENER	1	
5	09229-04025	.RIVET	3	
6	02142-06163	.SCREW	4	
7	61611-89J00	.FASTENER, REAR	1	
8	61622-89J00	.SEAL, RECOIL STARTER	1	MANUAL STARTER FOR 61400-89840-0EP
9	09140-06020	.NUT	1	
10	09160-06094	.WASHER (6.5X15X1.5)	1	
11	61443-89J00	.STRIPE, STBD	1	
12	61453-89J00	.STRIPE, PORT	1	
13	68111-01D00-Y2D	.EMBLEM, SUZUKI (SILVER)	2	
14	68271-43400-Y2D	.MARK, EMBLEM FRONT (SILVER)	1	
15	21131-96003	MARK, CLUTCH SHIFT	1	TILLER ONLY
16	61435-89J00	MAPK, EMBLEM REAR	1	DF25
17	61435-89J20	MARK, EMBLEM REAR	1	DF30
18-1	61458-99E10	LABEL, ENGINE COVER	1	
18-2	61458-99E30	LABEL, ENGINE COVER	1	MODEL:01
19-1	69716-99E00	LABEL, FUEL LIMITATION	1	
19-2	69716-99E10	LABEL, FUEL LIMITATION	1	MODEL:01
20	61912-89J00	LABEL,ENGINE START	1	TILLER ONLY
21	68110-94400	COVER, WEATHER	1	OPT FOR NON US MODELS ONLY
22	09800-81820	TOOL SET	1	OPT

FIG.40

FIG.40 (F-4)

TILLER HANDLE



QTY.

REF.NO.	PART NO.	DESCRIPTION	QTY.	REMARKS
1	63111-96321-0EP	HANDLE, TILLER (BLACK)	1	
2	63114-94300	SPACER, HANDLE COVER	1	
3	63115-96310	SPACER, HANDLE COVER INSIDE	1	
4	63115-89J00	BUSH, TILLER HANDLE	1	
5	63117-89J00	COVER, THROTTLE CABLE	1	
6	63118-94300	SHIM, TILLER HANDLE	AR	
7	63121-89J01-0EP	COVER, TILLER HANDLE (BLACK)	1	
8	63131-89J00-0EP	BRACKET, TILLER HANDLE (BLACK)	1	
9	63210-93E30	GRIP, HANDLE	1	
10	63220-96320	ROD, HANDLE	1	
11	63223-89J00	STOPPER, HANDLE ROD	1	
12	63225-93200	BUSH, HANDLE ROD	1	
13	63227-93200	PIN, HANDLE ROD	1	
14	63240-97E10	ADJUSTER, HANDLE GRIP	1	
15	63610-89J00	CABLE, THROTTLE	2	
16	65793-89J00	HOLDER, FUEL HOSE	1	
17	09100-10155	BOLT (10X50)	2	
18	09116-05010	BOLT (5X12)	1	
19	09116-06127	BOLT (6X12)	1	
20	09116-08103	BOLT (8X22)	2	
21	09126-06015	SCREW (6X23)	1	
22	09160-10098	WASHER (10X18X1.0)	2	
23	09162-08007	LOCK WASHER (8.2X15.4X2.0)	2	MODEL:00
24	09163-06001	WASHER	1	
25	09164-32005	WAVE WASHER	1	
26	09440-12027	SPRING	1	
27	09407-14403	CLAMP	1	
28	69714-89J00	MARK, HANDLE GRIP	1	
29	63300-93E00	BAR ASSY, EXTENSION	1	FOR NON US MARKET

FIG.41

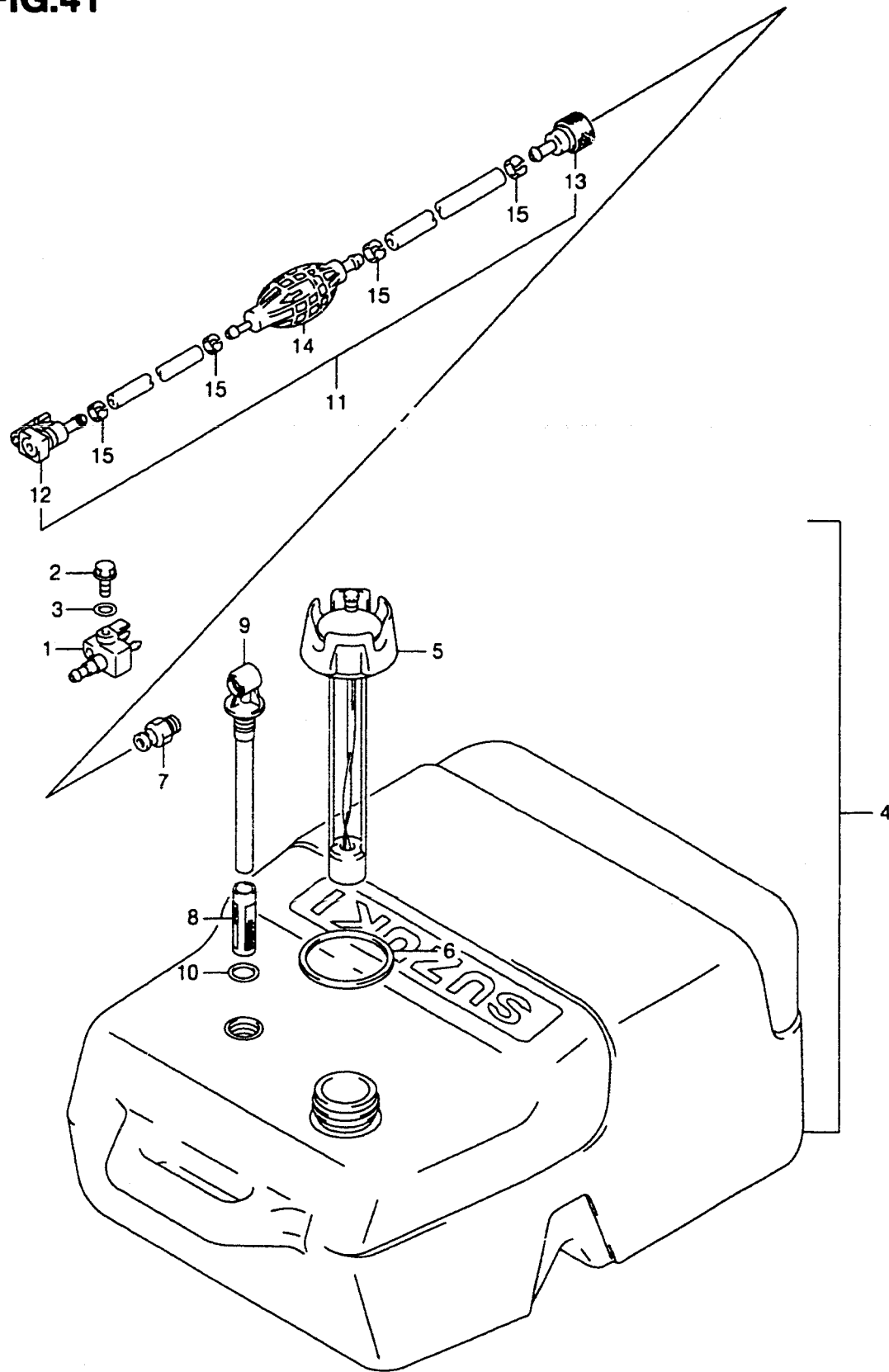


FIG.41 (F-5)

FUEL TANK (RESIN)

REF.NO.	PART NO.	DESCRIPTION	QTY.	REMARKS
1	65720-986B0	PLUG, FUEL CONNECTOR	1	
2	65729-986B0	BOLT, FUEL CONNECTOR PLUG	1	
3	09160-06085	WASHER (6.5X15X1.0)	1	
4	65000-95D01	TANK ASSY, FUEL (25L)	1	
5	65520-95D00	.CAP	1	
6	65561-95D00	.GASKET, TANK CAP	1	
7	65740-95D01	.PLUG, FUEL CONNECTOR	1	
8	65831-95D00	.FILTER, OUTLET	1	
9	65890-95D00	.OUTLET ASSY	1	
10	65892-95D00	.O RING, OUTLET	1	
11	65700-87J10	HOSE, FUEL	1	
12	65750-87J10	.SOCKET, FUEL HOSE	1	
13	65750-95500	.SOCKET, FUEL HOSE	1	
14	65770-95504	.PUMP, SQUEEZE	1	
15	65781-98500	.CLIP	4	

FIG.42

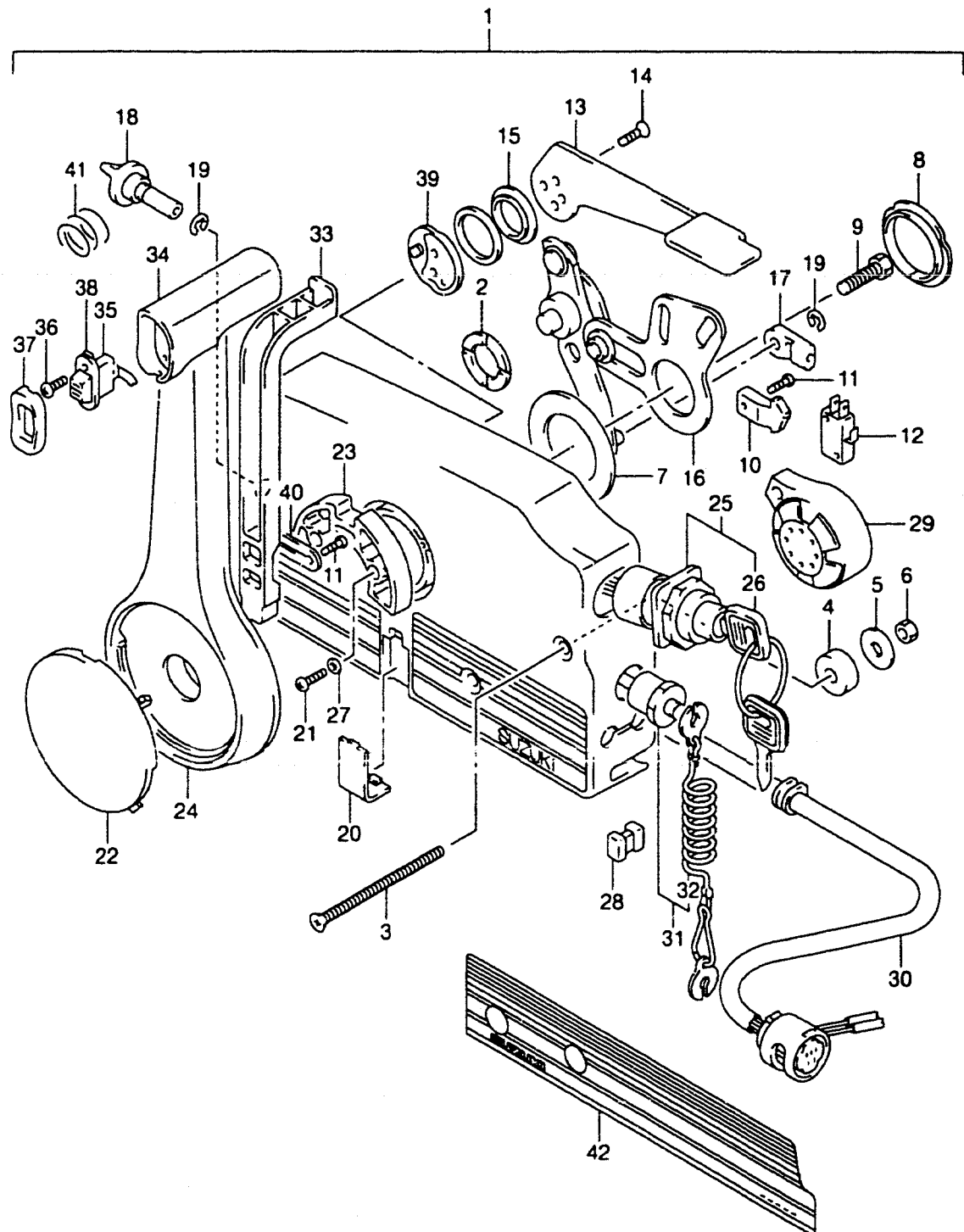


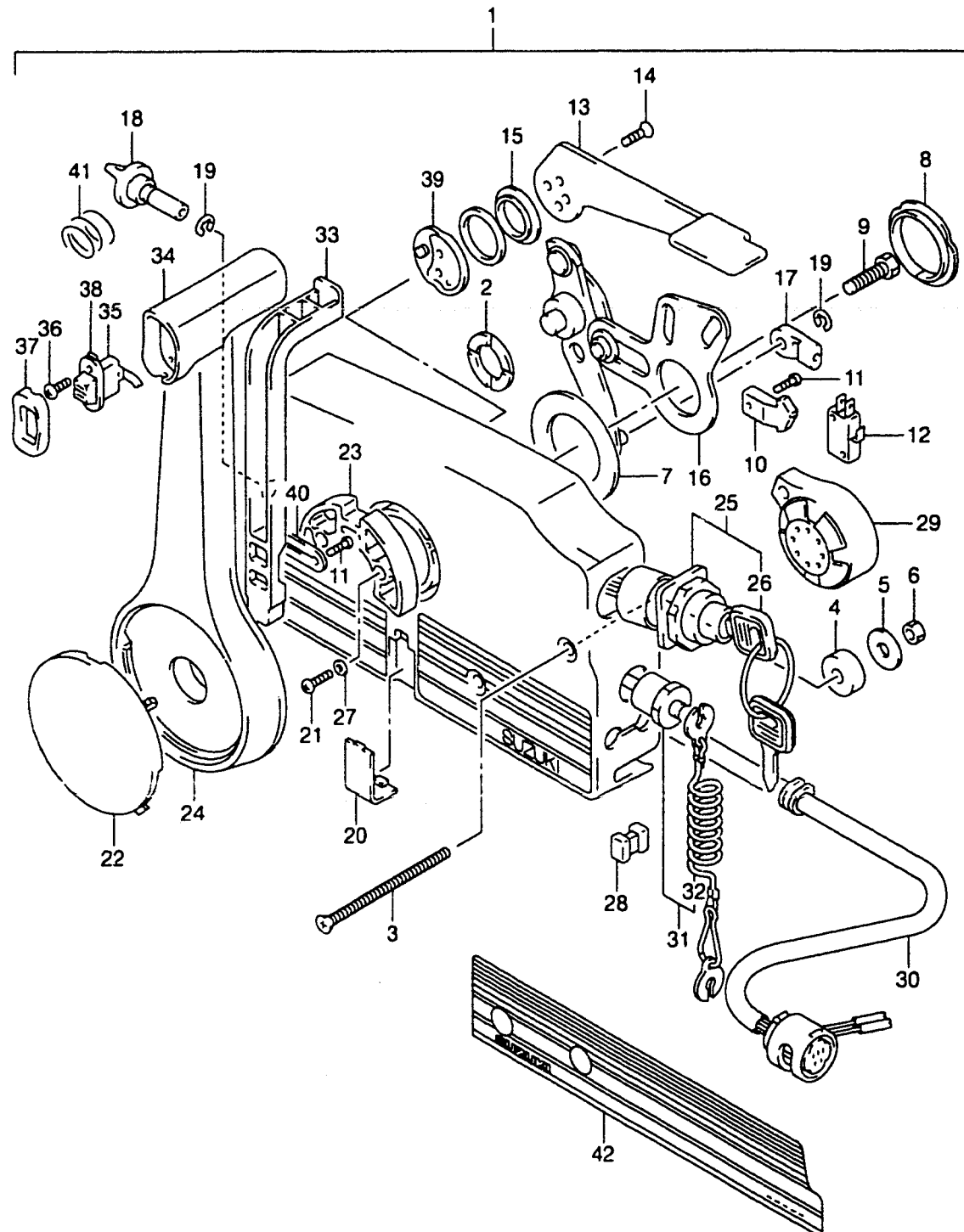
FIG.42 (F- 6)

REMOTE CONTROL BOX

QTY.

REF.NO.	PART NO.	DESCRIPTION	QTY.	REMARKS
1-1	67200-99E10-0EP	REMOTE CONTROL BOX (BLACK)	1	TYPE:T
1-2	67200-89E12-0EP	REMOTE CONTROL BOX (BLACK)	1	TYPE:QR
2	67232-95600	.BUSH	1	
3	67296-95600	.SCREW	3	
4	67294-95600	.SPACER	3	
5	09160-06104	.WASHER	3	
6	09140-06020	.NUT	3	
7	67253-95600	.WASHER	1	
8	67252-95600	.BUSH	2	
9	09100-08232	.BOLT (8X30)	1	
10	67214-95600	.ACTUATOR	1	TYPE:T
11	67296-94300	.SCREW	3	
12	37721-94600	.SWITCH, NEUTRAL	1	TYPE:T
13-1	67241-99E00	.LEVER, FREE THROTTLE	1	TYPE:T
13-2	67241-95680	.LEVER, FREE THROTTLE	1	TYPE:QR
14	09126-05003	.SCREW (5X12)	2	
15	67243-95600	.BUSH	1	
16	67220-95630	.PLATE ASSY	1	
17	67275-95600	.END, CABLE	2	
18	67223-95600	.KNOB, BRAKE ADJUST	1	
19	67292-94300	.E RING	3	
20	67267-95610	.COVER, WIRE	1	
21	67296-95610	.SCREW	7	
22	67257-95610	.CAP. LEVER	1	
23	67256-95600	.HOLDER, NEUTRAL LOCK	1	
24-1	67251-99E00	.LEVER, HANDLE	1	TYPE:T
24-2	67251-95680	.LEVER, HANDLE	1	TYPE:QR
25	37110-92E01	.SWITCH ASSY, IGNITION	1	
26-1	37141-92E00	..KEY (11)	1	
26-2	37141-92E10	..KEY (12)	1	
26-3	37141-92E20	..KEY (13)	1	
26-4	37141-92E30	..KEY (14)	1	
26-5	37141-92E40	..KEY (15)	1	

FIG.42



REF.NO.	PART NO.	DESCRIPTION	QTY.	REMARKS
26-6	37141-92E50	..KEY (16)	1	
26-7	37141-92E60	..KEY (17)	1	
26-8	37141-92E70	..KEY (18)	1	
26-9	37141-92E80	..KEY (19)	1	
26-10	37141-92E90	..KEY (20)	1	
27	67297-95600	.WASHER	2	
28	67273-95600	.SPACER	1	
29	38500-92X50	.BUZZER	1	
30-1	36620-92E00	.WIRING HARNESS	1	TYPE:T
30-2	36620-95D00	.WIRING HARNESS	1	TYPE:QR
31	37820-92E00	.SWITCH ASSY, EMERGENCY	1	
32	37823-92E00	..PLATE	1	
33	67255-95600	.ARM, NEUTRAL LOCK	1	
34-1	67261-95600	.GRIP	1	TYPE:T
34-2	67261-95610	.GRIP	1	TYPE:QR
35	37860-94610	.SWITCH, TRIM	1	TYPE:T
36	09139-02003	.SCREW (2X6.0)	2	TYPE:T
37	67263-95600	.CAP, GRIP	1	TYPE:T
38	37869-95590	.CAP, TRIM SWITCH	1	TYPE:T
39	67245-95600	.DRUM ASSY, FREE THROTTLE	1	
40	67258-87D00	.BRACKET, NEUTRAL ARM	1	
41	67259-87D00	.SPRING, NEUTRAL ARM	1	TYPE:T
42	67282-95610	DECAL, REMOCON BOX PORT	1	OPT,BLACK

FIG.43

QTY.

REF.NO.	PART NO.	DESCRIPTION	QTY.	REMARKS
1	67467-89J01	CONNECTOR, REMOCON CABLE	2	
2	09160-06055	WASHER (7X12X1.0)	2	
3	09385-06012	CLIP	2	
4	67340-89J00	BRACKET, REMOCON CABLE	1	
5	67343-89J00	STOPPER, REMOCON CABLE	1	
6	09116-06094	BOLT (6X15)	1	
7	01550-06167	BOLT	1	
8-1	67320-95510	CABLE, REMOCON 7F (2.1M)	2	OPT SEE NOTE:
8-2	67320-95520	CABLE, REMOCON 8F (2.4M)	2	OPT SEE NOTE:
8-3	67320-95540	CABLE, REMOCON 10F (3.1M)	2	OPT SEE NOTE:
8-4	67320-95560	CABLE, REMOCON 12F (3.7M)	2	OPT SEE NOTE:
8-5	67320-95580	CABLE, REMOCON 14F (4.3M)	2	OPT SEE NOTE:
8-6	67320-95600	CABLE, REMOCON 16F (4.9M)	2	OPT SEE NOTE:
8-7	67320-95620	CABLE, REMOCON 18F (5.5M)	2	OPT SEE NOTE:
8-8	67320-95640	CABLE, REMOCON 20F (6.1M)	2	OPT SEE NOTE:
8-9	67320-95650	CABLE, REMOCON 22F (6.7M)	2	OPT SEE NOTE:
8-10	67320-89J00	CABLE, REMOCON 7F (2.1M)	2	OPT MODEL:01 SEE NOTE:
8-11	67320-89J10	CABLE, REMOCON 8F (2.4M)	2	OPT MODEL:01 SEE NOTE:
8-12	67320-89J20	CABLE, REMOCON 10F (3.1M)	2	OPT MODEL:01 SEE NOTE:
8-13	67320-89J30	CABLE, REMOCON 12F (3.7M)	2	OPT MODEL:01 SEE NOTE:
8-14	67320-89J40	CABLE, REMOCON 14F (4.3M)	2	OPT MODEL:01 SEE NOTE:
8-15	67320-89J50	CABLE, REMOCON 16F (4.9M)	2	OPT MODEL:01 SEE NOTE:
8-16	67320-89J60	CABLE, REMOCON 18F (5.5M)	2	OPT MODEL:01 SEE NOTE:
8-17	67320-89J70	CABLE, REMOCON 20F (6.1M)	2	OPT MODEL:01 SEE NOTE:
8-18	67320-89J80	CABLE, REMOCON 22F (6.7M)	2	OPT MODEL:01 SEE NOTE:

NOTE***

NOT AVAILABLE FOR U.S. MODELS. SEE ACCESSORY CATALOG FOR CABLES

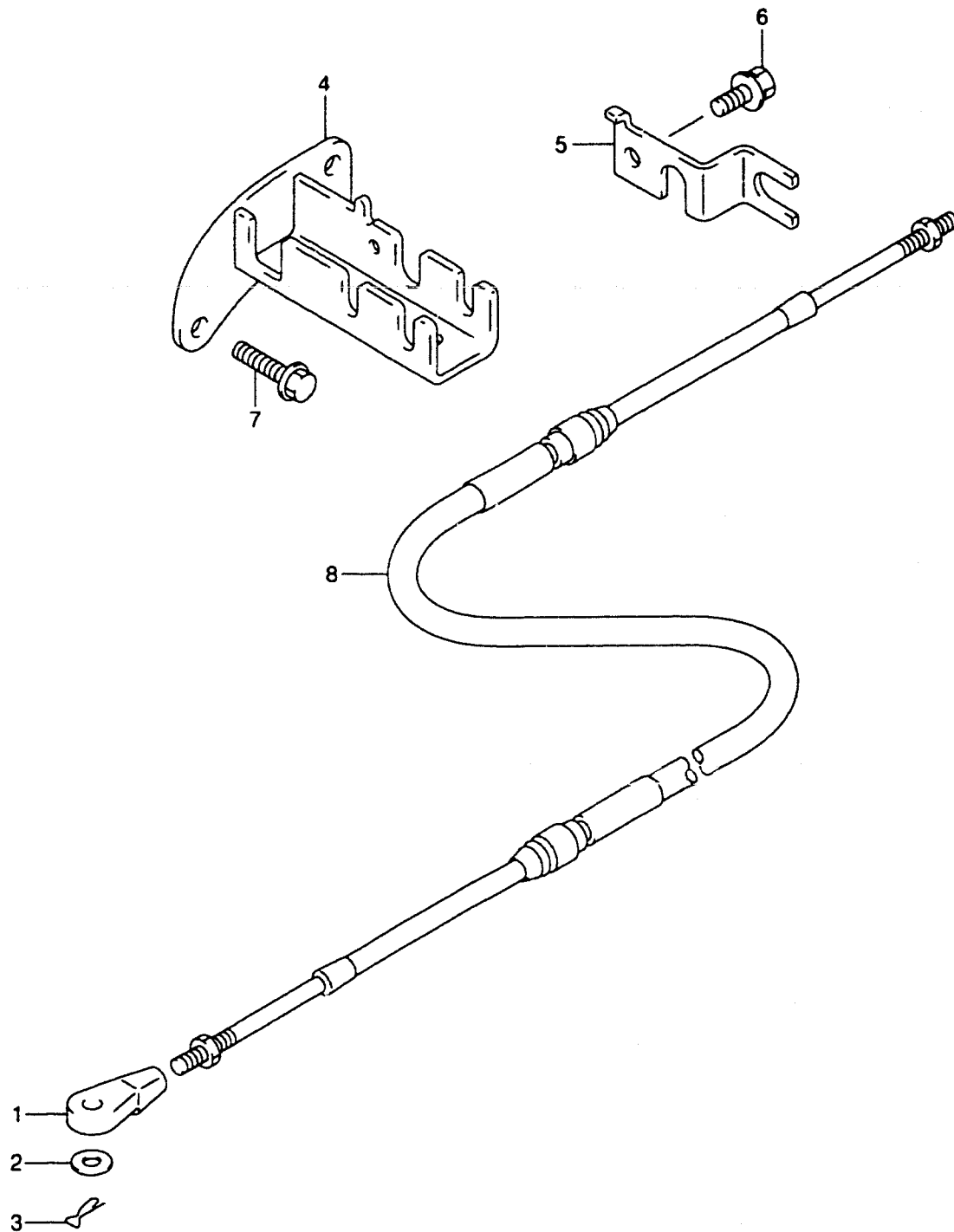


FIG.44

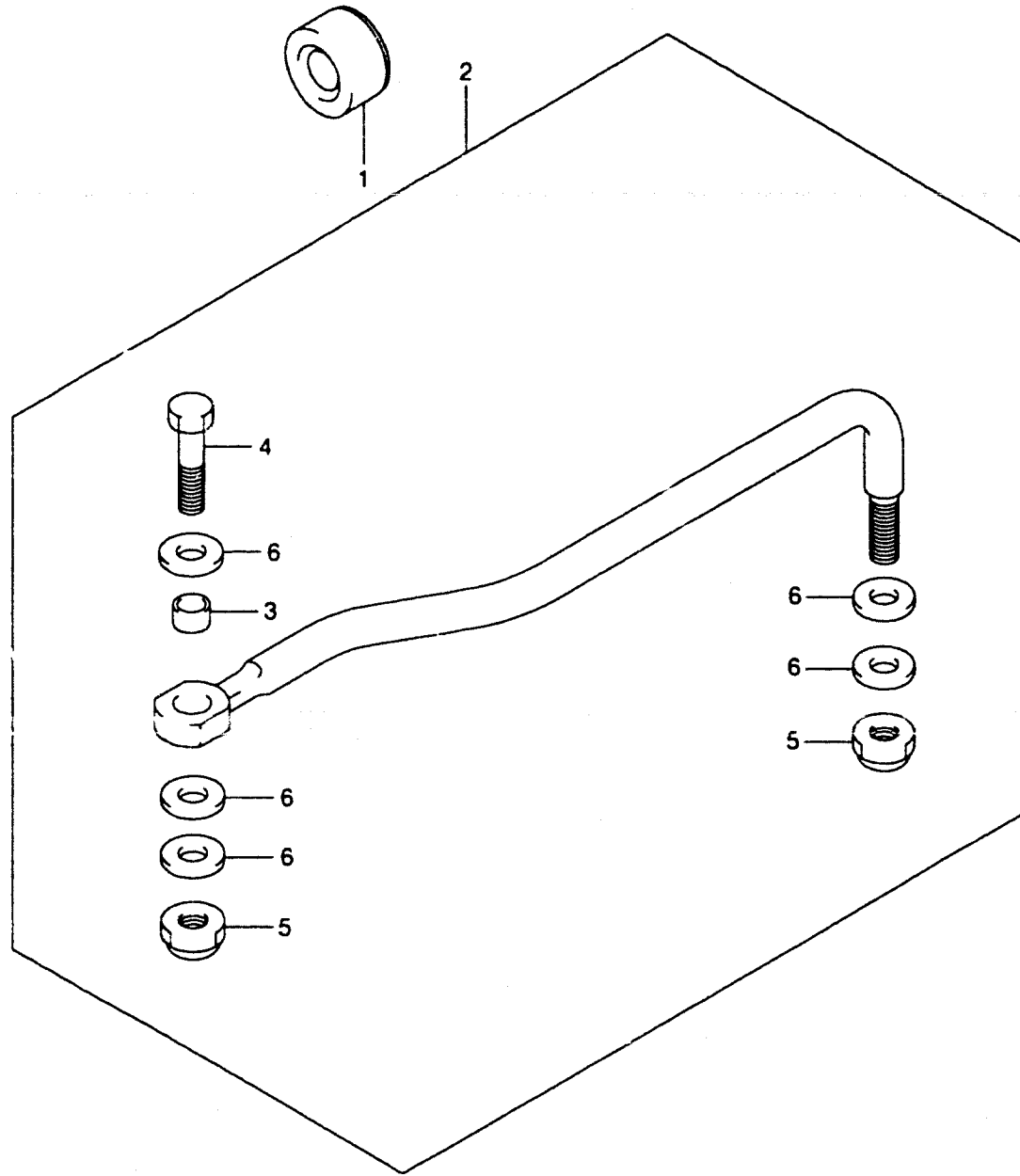


FIG.44 (F-9)

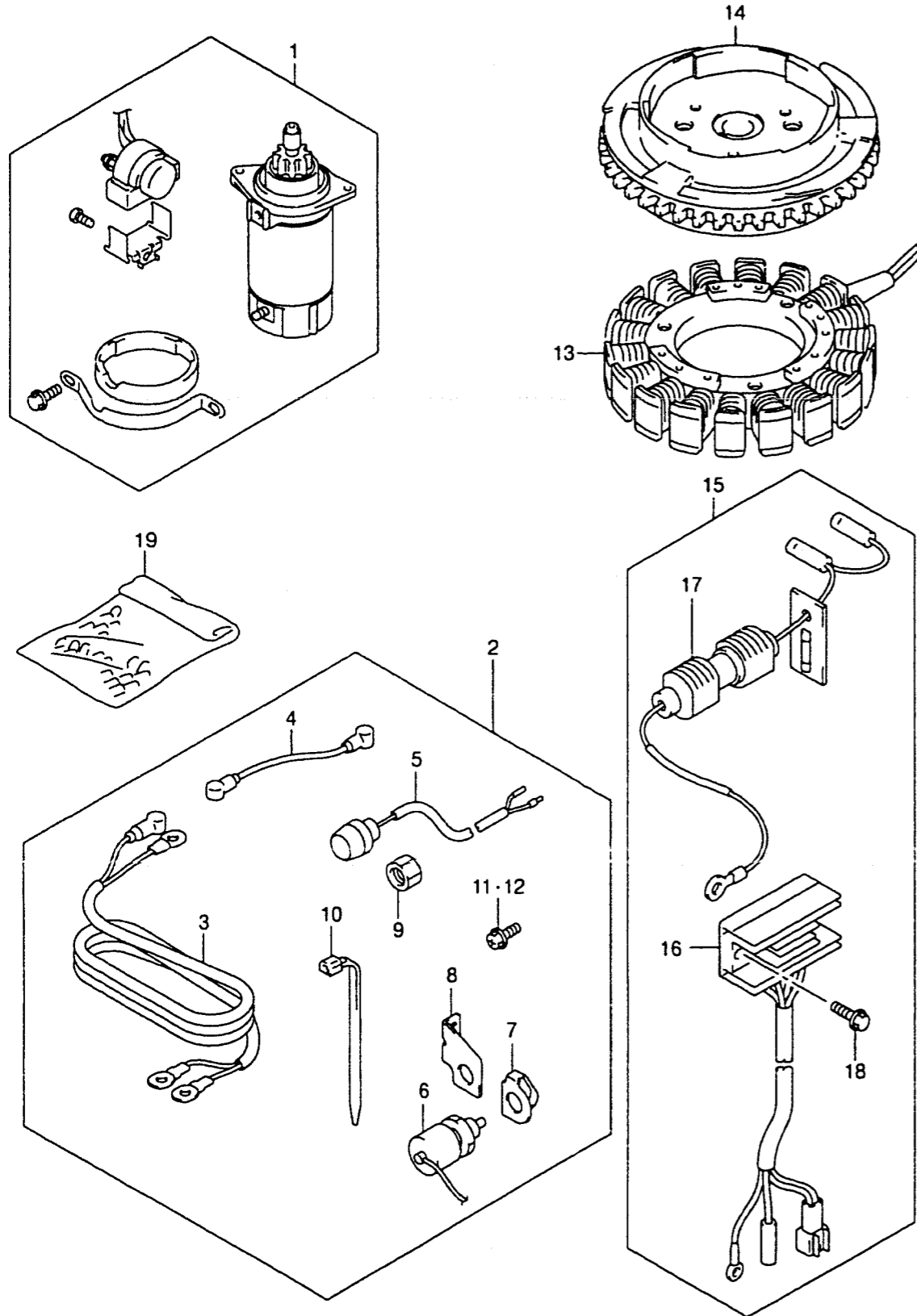
DRAG LINK

REF.NO.	PART NO.	DESCRIPTION	QTY.	REMARKS
1	41161-94400	SEAL, STEERING CABLE	1	
2	67701-89J00	LINK ASSY, DRAG	1	
3	67721-89J00	.SPACER	1	
4	67725-93E00	.BOLT	1	
5	67726-99E00	.NUT	2	
6	67728-99E00	.WASHER	5	

FIG.45

FIG.45 (G-2)

OPT : STARTING MOTOR



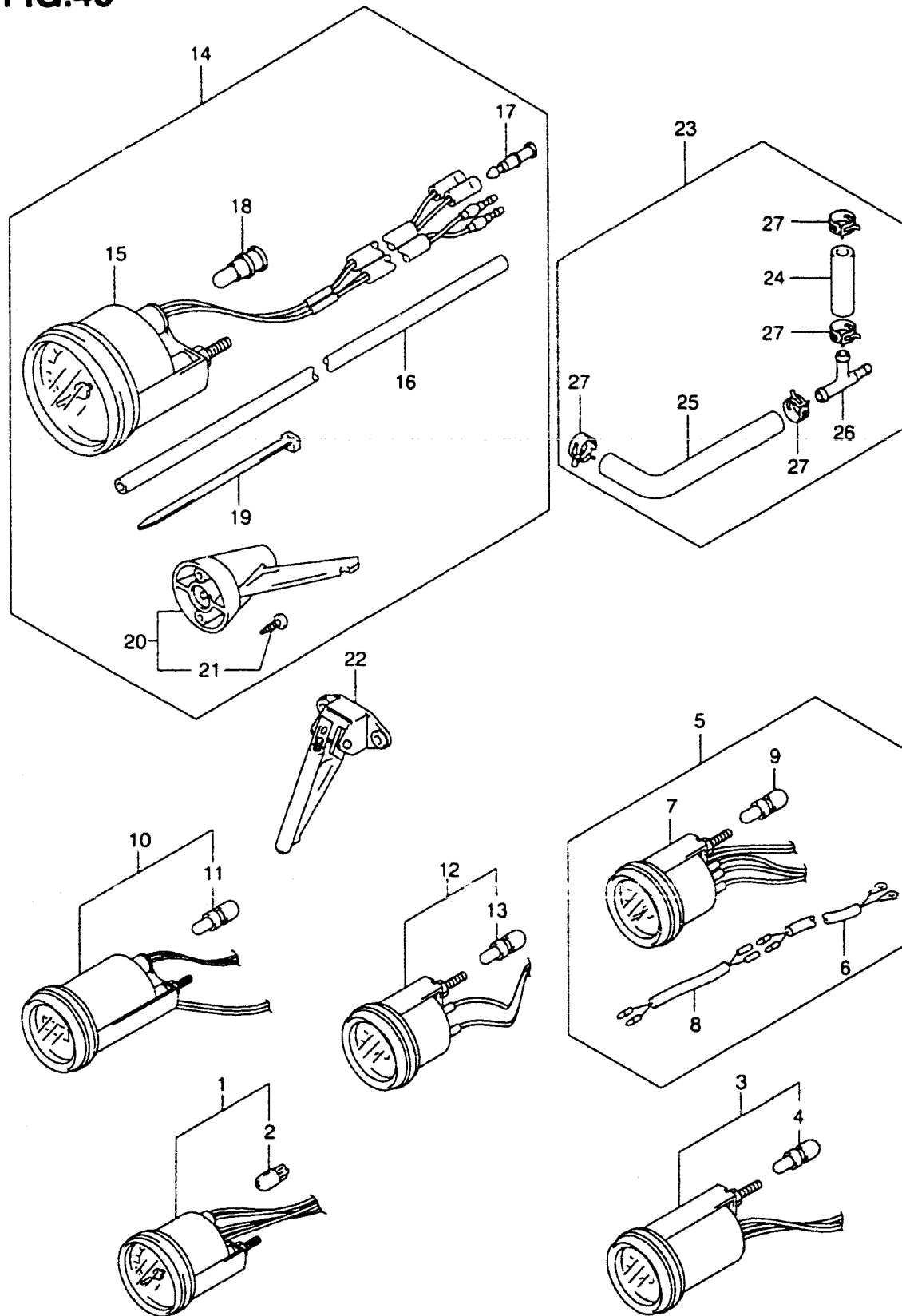
REF.NO.	PART NO.	DESCRIPTION	QTY.	REMARKS
1	31101-89J00	MOTOR SET STARTING	1	
2	33800-89J00	CABLE & SWITCH SET	1	
3	33810-93E02	.CABLE, STARTING MOTOR	1	
4	33820-89E01	.CABLE, STARTER SUB	1	
5	37161-89E13	.SWITCH, STARTER	1	
6	37721-94403	.SWITCH, NEUTRAL	1	
7	37725-95600	.ACTUATOR	1	
8	37726-89J00	.BRACKET, NEUTRAL SW	1	
9	09159-14014	.NUT	1	
10	09407-14403	.CLAMP	1	
11	02162-06127	.SCREW	1	
12	02162-06167	.SCREW	1	
13	32101-89J00	COIL, BATTERY CHARGING	1	
14	32102-89J00	FLYWHEEL, MAGNETO	1	
15	32801-89J00	RECTIFIER SET	1	
16	32800-89J00	.RECTIFIER	1	
17	36740-89J00	.CASE ASSY, FUSE	1	
18	01550-06207	.BOLT	2	
19	36990-87D00	TERMINAL & SLEEVE SET	1	

FIG.46

FIG.46 (G-3)

OPT : METER

QTY.



REF.NO.	PART NO.	DESCRIPTION	QTY.	REMARKS
1	34200-92E02	TACHOMETER	1	
2	09471-12179	.BULB	1	
3	34800-92E00	METER ASSY, TRIM	1	
4	09471-12180	.BULB	1	
5	34300-92E00	GAUGE ASSY, FUEL	1	
6	34310-92E00	.LEAD, FUEL GAUGE	1	
7	34320-92E00	.GAUGE, FUEL	1	
8	34360-92E00	.ADAPTER, FUEL GAUGE	1	
9	09471-12180	.BULB	1	
10	34500-92E00	METER ASSY, HOUR	1	
11	09471-12180	.BULB	1	
12	34600-92E00	METER ASSY, VOLTAGE	1	
13	09471-12180	.BULB	1	
14-1	34102-92E10	SPEEDOMETER SET	1	MAX 80KM/H SEE NOTE*
14-2	34102-92E20	SPEEDOMETER SET	1	MAX 45KNOTS SEE NOTE*
15-1	34100-92E10	.SPEEDOMETER	1	MAX 80KM/H
15-2	34100-92E20	.SPEEDOMETER	1	MAX 45KNOTS
16	34191-92E00	.TUBE, SPEEDOMETER	1	
17	36615-96300	.TERMINAL, RESIN	2	
18	09471-12179	.BULB	1	
19	09407-14407	.CLAMP	2	
20	34190-95500	.SENDER ASSY, SPEEDOMETER	1	SEE NOTE*
21	03112-06303	..SCREW	2	SEE NOTE*
22	34190-87D00	SENDER, SPEEDOMETER	1	
23	34660-89J00	SUB KIT, WATER PRESSURE GAUGE	1	
24	09352-50903-600	.HOSE	1	L:600→70
25	09352-50903-600	.HOSE	1	L:600→140
26	09367-06006	.3 WAY	1	
27	09401-08411	.CLIP	4	

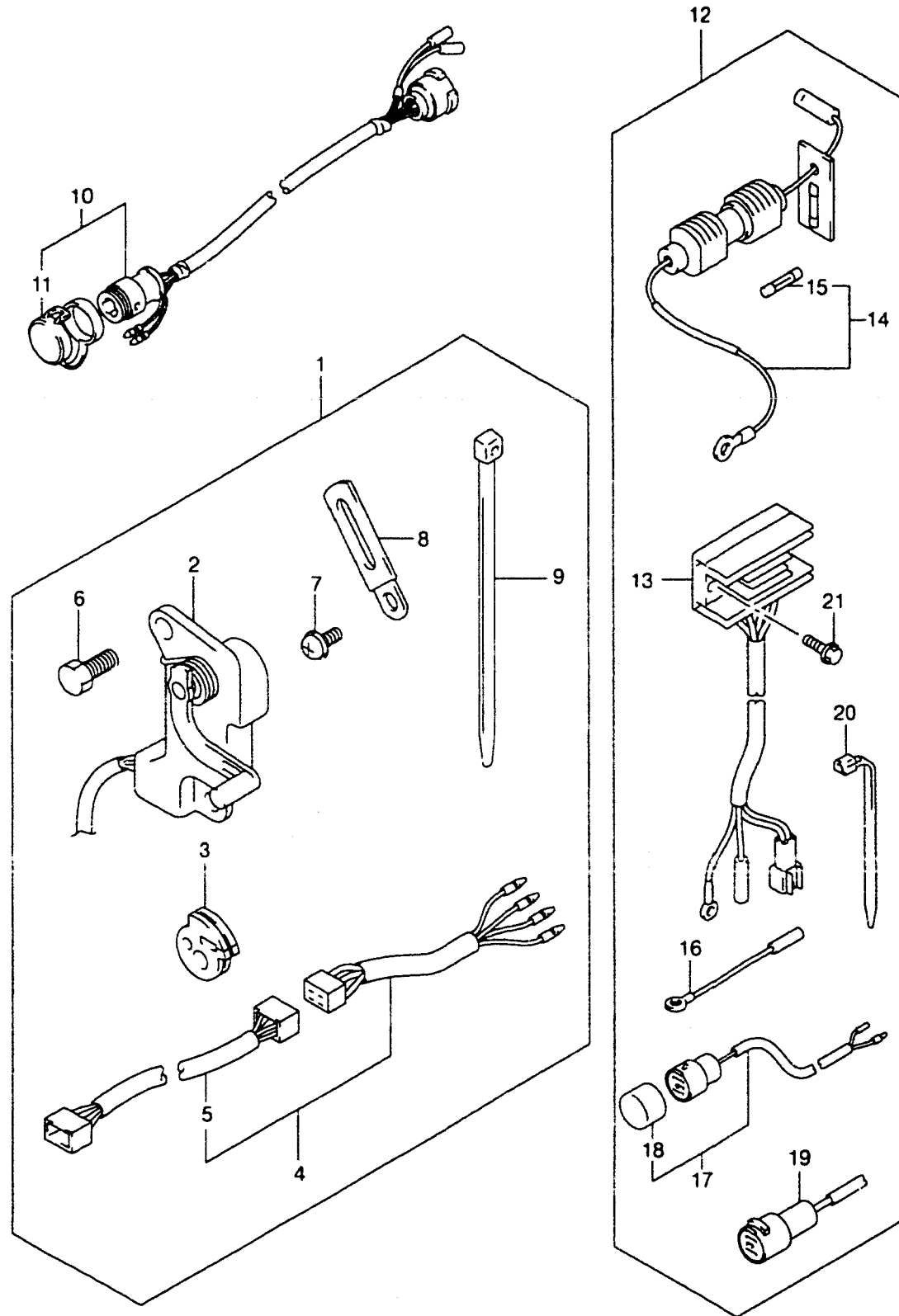
NOTE*

FOR NON U.S. MODELS ONLY. THESE PARTS ARE NOT AVAILABLE IN THE U.S..

FIG.47

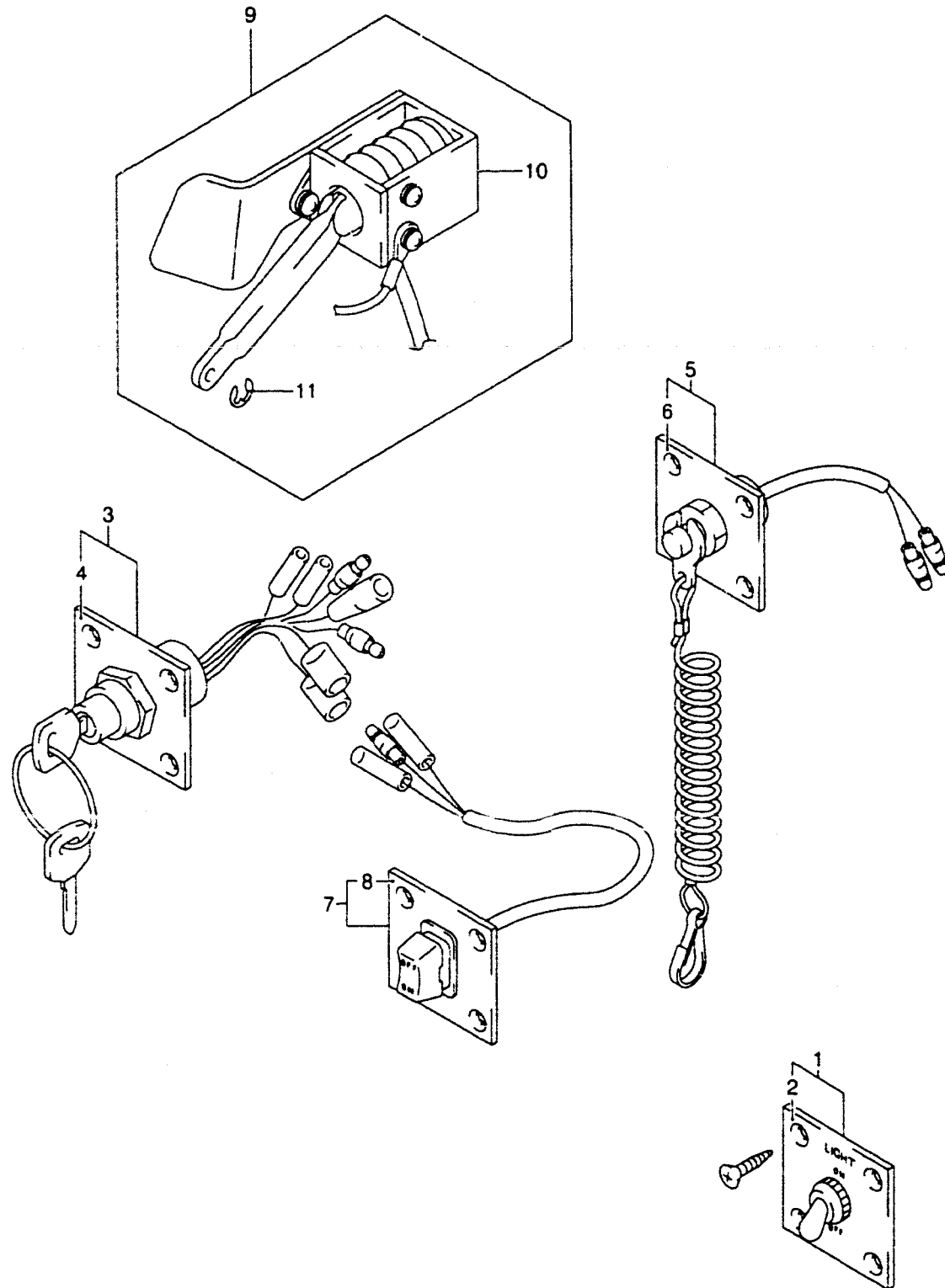
FIG.47 (G-4)

OPT : TRIM SENDER



REF.NO.	PART NO.	DESCRIPTION	QTY.	REMARKS
1	34804-94711	SENDER SET, TRIM	1	
2	34801-94710	.SENDER, TRIM	1	
3	36658-95600	.GROMMET, TRIM SENDER WIRE	1	
4	36680-92E00	.WIRE ASSY, TRIM METER	1	
5	36682-92E00	..WIRE, TRIM GAUGE	1	
6	09100-06113	.BOLT (6X16)	2	
7	09125-06063	.SCREW (6X10)	1	
8	09404-06432	.CLAMP	1	
9-1	09407-14403	.CLAMP	1	
9-2	09407-14407	.CLAMP	1	
10-1	36620-87D20	WIRE, REMOCON EXTENSION	1	L:5000
10-2	36620-95302	WIRE, REMOCON EXTENSION	1	L:2000
11	36631-94300	.CAP	1	
12	39600-89J00	RECEPTACLE SET, LIGHTING	1	MANUAL STARTER
13	32800-89J00	.RECTIFIER	1	
14	36740-95253	.CASE ASSY, FUSE	1	
15	09481-20001	..FUSE (20A)	1	
16	37132-93700	.TERMINAL, LEAD	1	
17	37801-98300	.LEAD, RECEPTACLE GROUND	1	
18	39601-95D00	.RECEPTACLE	1	
19	36634-93910	..CAP	1	
20	39602-93900	.PLUG, LIGHTING	1	
21	09407-14403	.CLAMP	1	
22	01550-06207	.BOLT	2	

FIG.48



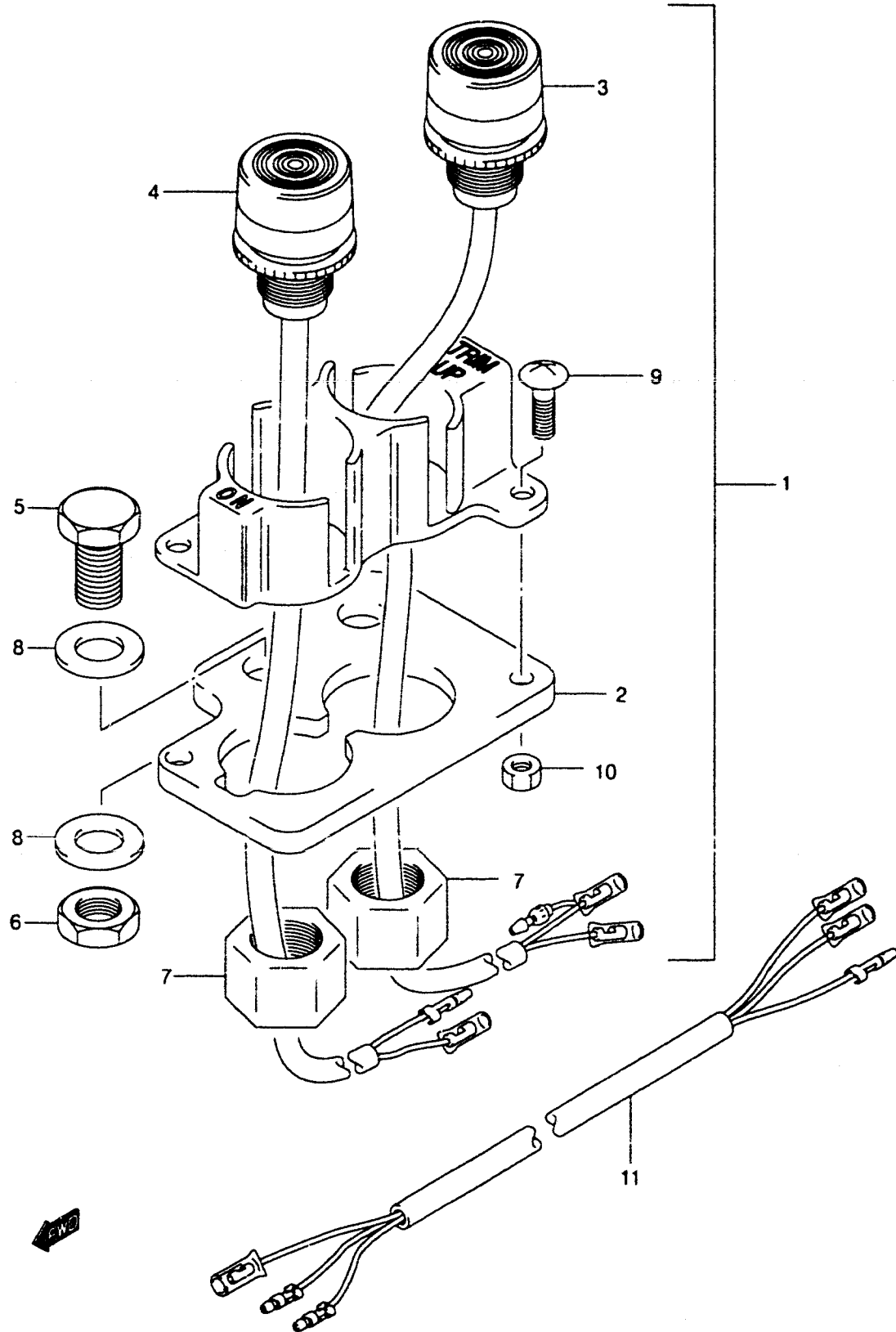
QTY.

REF.NO.	PART NO.	DESCRIPTION	QTY.	REMARKS
1	37210-92E00	PANEL ASSY, LIGHTING SW	1	TYPE:Q/QR/T SEE NOTE*
2	37212-92E00	.PANEL, LIGHTING SW	1	SEE NOTE*
3	37100-92E00	PANEL ASSY, IGNITION SW	1	TYPE:Q/R/T
4	37139-92E00	.PANEL, IGNITION SW	1	TYPE:Q/R/T
5	37803-92E00	PANEL ASSY, EMERGENCY SW	1	TYPE:Q/R/T
6	37825-92E00	.PANEL, EMERGENCY SW	1	TYPE:Q/R/T
7	37805-92E00	PANEL ASSY, PTT SW	1	TYPE:T
8	37855-92E00	.PANEL, PTT SW	1	TYPE:T
9	38600-89J00	SOLENOID SET,CHOKE	1	
10	38610-89J01	.SOLENOID	1	
11	09383-03001	.E RING	1	

NOTE*

FOR NON U.S. MODELS ONLY. THESE PARTS ARE NOT AVAILABLE IN THE U.S..

FIG.49



REF.NO.	PART NO.	DESCRIPTION	QTY.	REMARKS
1	37850-95312	SWITCH ASSY, TILT & TRIM	1	SEE NOTE*
2	37852-95211	.PLATE, TRIM SW	1	SEE NOTE*
3	37860-95324	.TRIM SWITCH, UP	1	SEE NOTE*
4	37870-95324	.TRIM SWITCH, DN	1	SEE NOTE*
5	09100-08232	.BOLT (8X30)	2	SEE NOTE*
6	09140-08019	.NUT	2	SEE NOTE*
7	09159-14014	.NUT	2	SEE NOTE*
8	09160-08082	.WASHER (8.5X16X1.2)	4	SEE NOTE*
9	02142-04127	.SCREW	2	SEE NOTE*
10	08310-00047	.NUT	2	SEE NOTE*
11	37862-95201	LEAD, TRIM SW EXTENSION	1	SEE NOTE*

NOTE*

FOR NON U.S. MODELS ONLY. THESE PARTS ARE NOT AVAILABLE IN THE U.S..

FIG.50

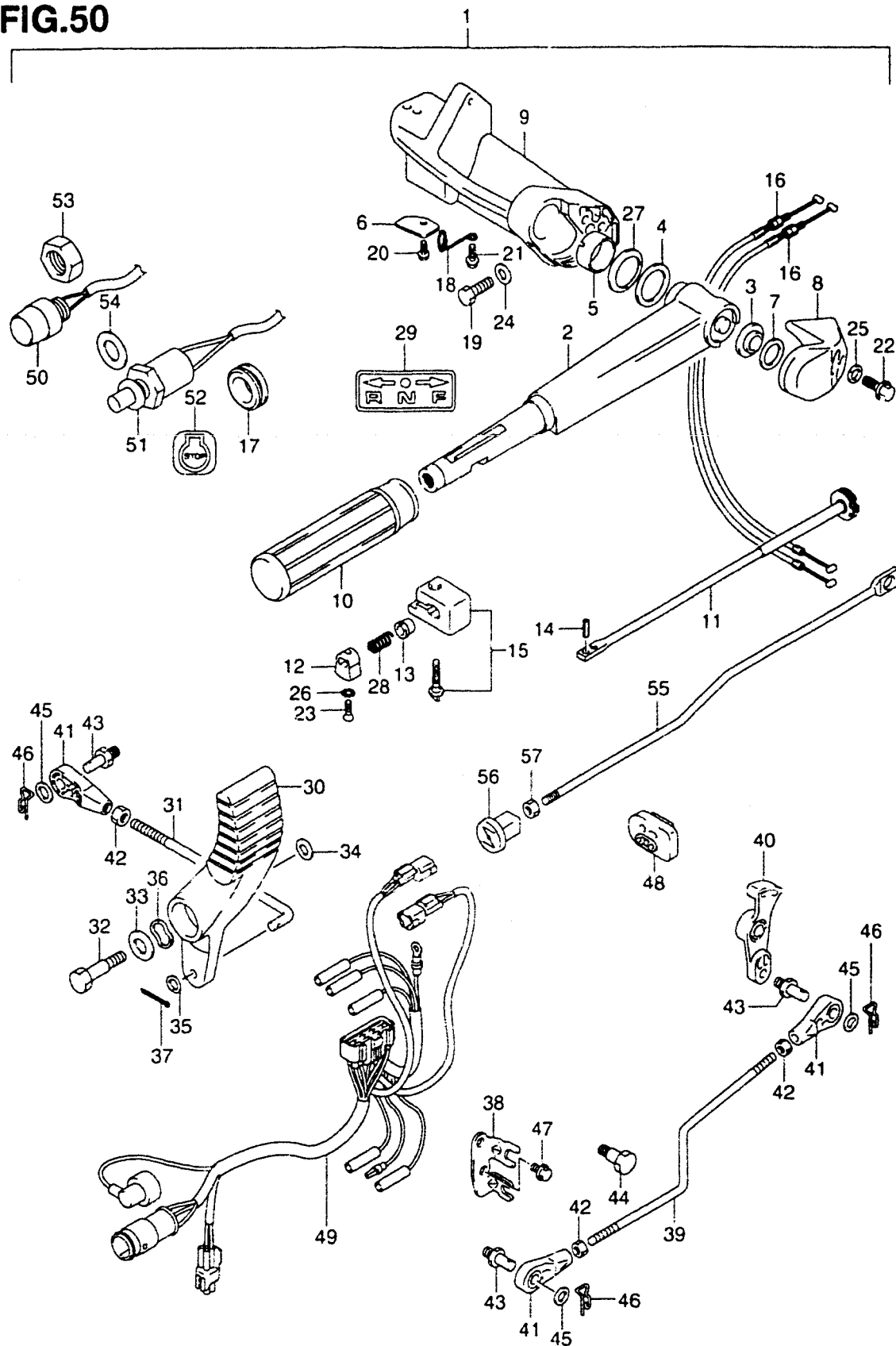


FIG.50 (H-2)

OPT:TILLER HANDLE

QTY.

REF.NO.	PART NO.	DESCRIPTION	QTY.	REMARKS
1	63001-89J03-0EP	HANDLE ASSY, TILLER (BLACK)	1	
2	63111-96321-0EP	.HANDLE, TILLER (BLACK)	1	
3	63114-94300	.SPACER, HANDLE COVER	1	
4	63115-89J00	.BUSH, TILLER HANDLE	1	
5	63115-96310	.SPACER, HANDLE COVER INSIDE	2	
6	63117-89J00	.COVER, THROTTLE CABLE	1	
7	63118-94300	.SHIM	AR	
8	63121-89J01-0EP	.COVER, TILLER HANDLE (BLACK)	1	
9	63131-89J00-0EP	.BRACKET, TILLER HANDLE (BLACK)	1	
10	63210-93E30	.GRIP	1	
11	63220-96320	.ROD, HANDLE	1	
12	63223-89J00	.STOPPER, HANDLE ROD	1	
13	63225-93200	.BUSH, HANDLE ROD	1	
14	63227-93200	.PIN, HANDLE ROD	1	
15	63240-97E10	.ADJUSTER, HANDLE GRIP	1	
16	63610-89J00	.CABLE, THROTTLE	2	
17	09308-16006	.GROMMET	1	
18	65793-89J00	.HOLDER, FUEL HOSE	1	
19	09100-10155	.BOLT (10X50)	2	
20	09116-05010	.BOLT (5X12)	1	
21	09116-06127	.BOLT (6X12)	1	
22	09116-08103	.BOLT (8X22)	2	
23	09126-06015	.SCREW (6X23)	1	
24	09160-10098	.WASHER (10X18X1.0)	2	
25	09162-08007	.LOCK WASHER (8.2X15.4X2.0)	2	
26	09163-06001	.WASHER	1	
27	09164-32005	.WASHER, WAVE	1	
28	09440-12027	.SPRING	1	
29	21131-96003	.MARK, CLUTCH SHIFT	1	
30	21111-89J00	.LEVER, FRONT SHIFT	1	
31	23115-89J00	.LINK, SHIFT LEVER	1	
32	09111-06069	.BOLT	1	
33	09160-05029	.WASHER (5.5X12X0.8)	1	
34	09160-06082	.WASHER (6.5X13X1.0)	1	
35	09160-08082	.WASHER (8.5X16X1.2)	1	

FIG.50

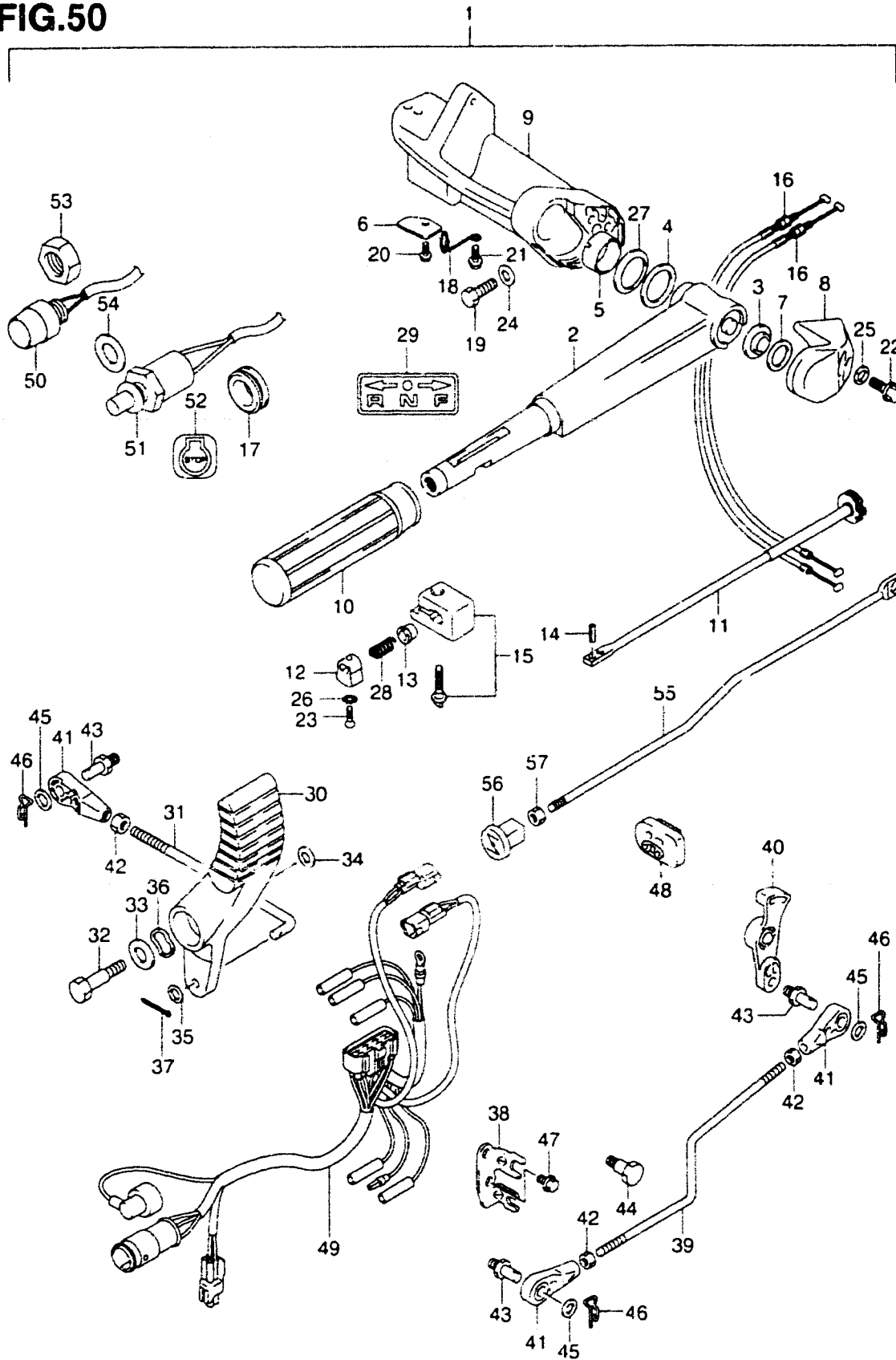


FIG.50 (H- 3)

OPT:TILLER HANDLE

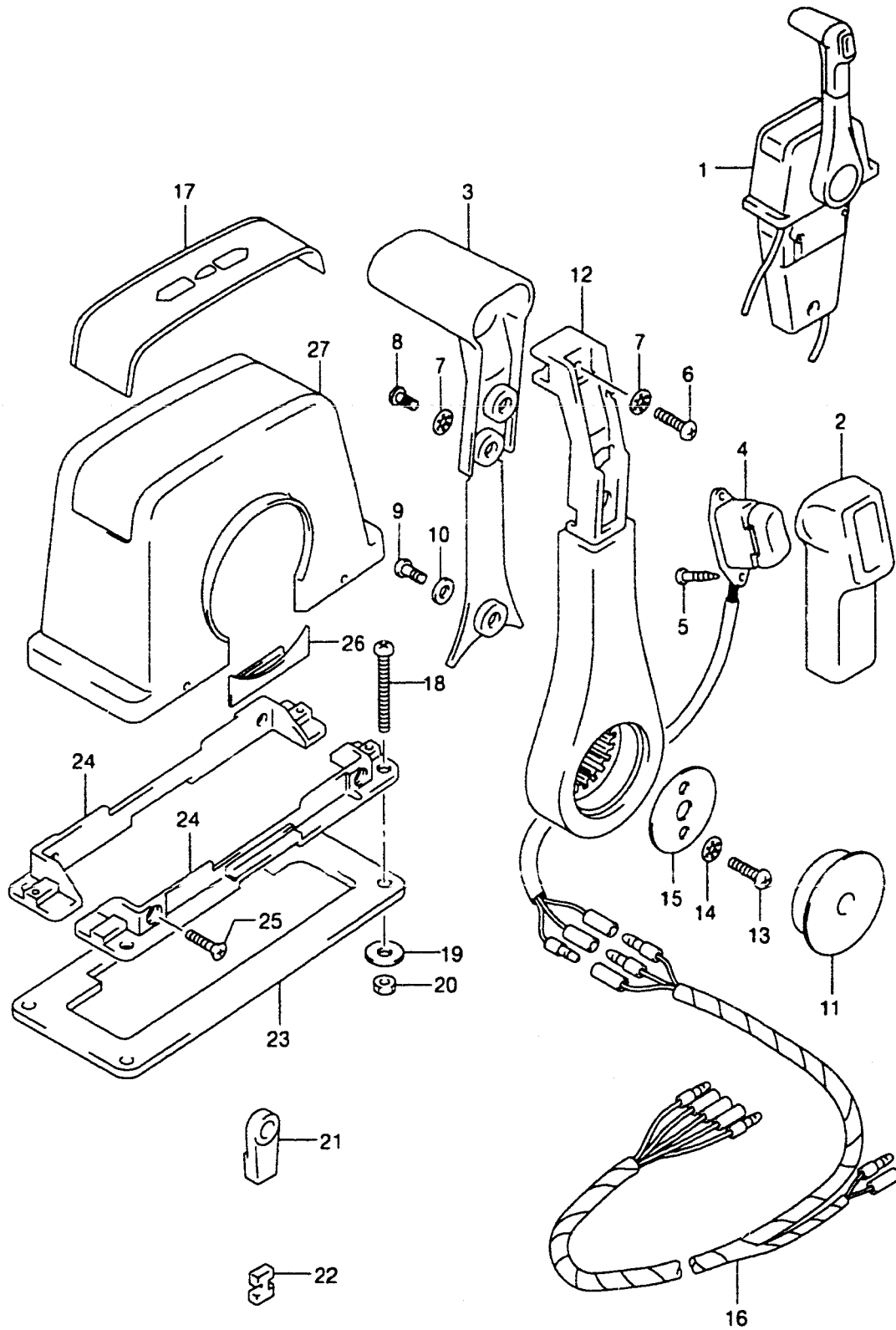
REF.NO.	PART NO.	DESCRIPTION	QTY.	REMARKS
36	09164-08017	.WASHER, WAVE	1	
37	09204-01002	.PIN	1	
38	19184-89J00	.BRACKET, THROTTLE CABLE	1	
39	19656-89J00	.ROD, THROTTLE LIMITER	1	
40	19811-89J00	.LIMITER, THROTTLE	1	
41	67467-89J01	.CONNECTOR, CLUTCH LEVER	3	
42	67471-99E00	.NUT, CLUTCH LEVER LINK	3	
43	67473-89J00	.PIN, CONNECTOR	2	
44	09111-06064	.BOLT	1	
45	09160-06055	.WASHER (7X12X1.0)	3	
46	09385-06012	.CLIP	3	
47	01550-06107	.BOLT	2	
48	61124-89J30	.GROMMET	1	
49	36620-89J00	.HARNESS	1	
50	37161-89E13	.SWITCH, STARTING	1	
51	37830-89J00	.SWITCH, EMERGENCY	1	
52	37835-95D00	.LABEL, STOP	1	
53	09159-14014	.NUT	1	
54	09160-12067	.WASHER (12.5X23X1.0)	1	
55	13413-89J00	.ROD, CHOKE	1	
56	13631-93501	.KNOB, CHOKE	1	
57	09140-04007	.NUT	1	

FIG.51

FIG.51 (H- 4)

OPT:TOP MOUNT SINGLE (1)

QTY.



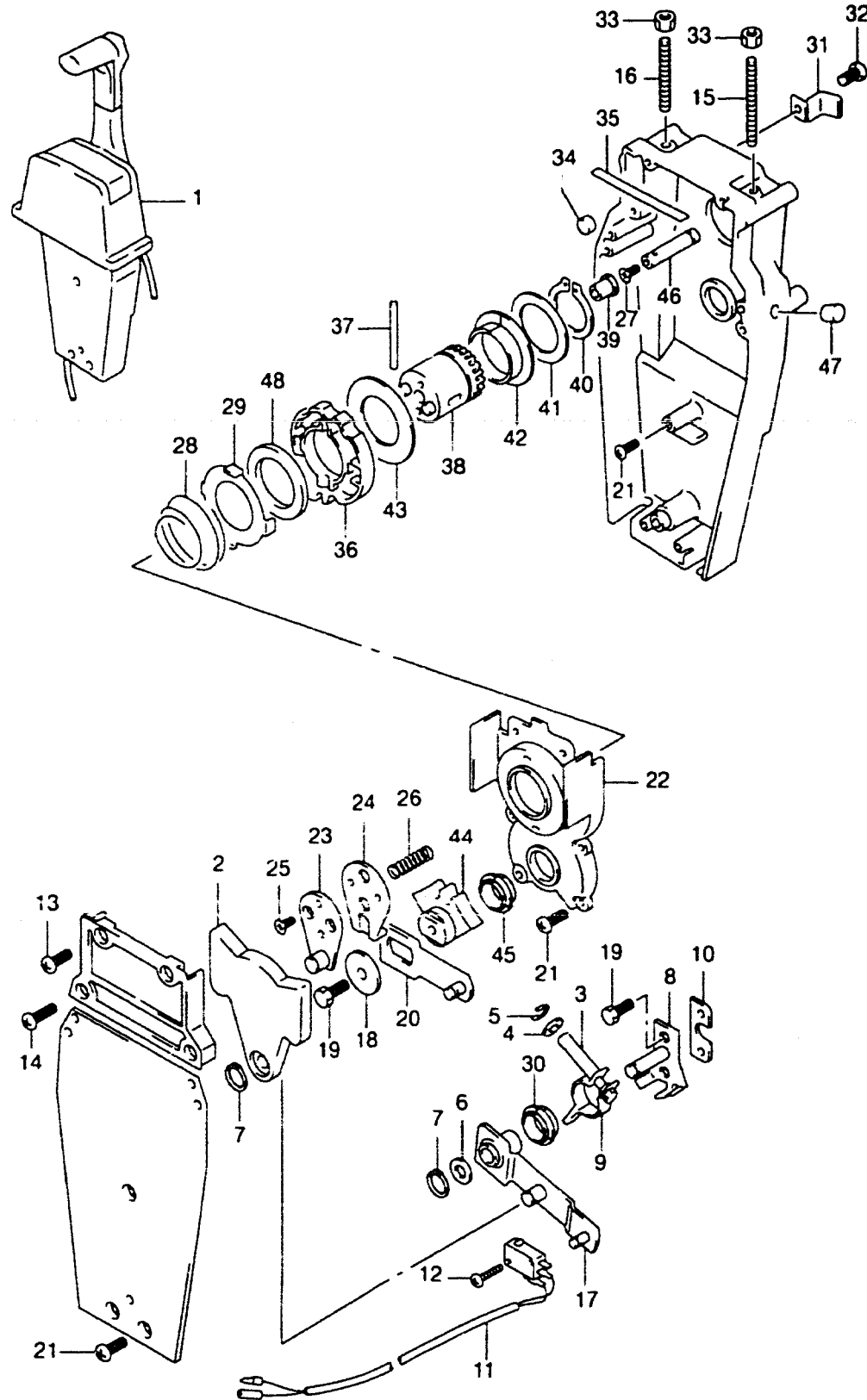
REF.NO.	PART NO.	DESCRIPTION	QTY.	REMARKS
1	67200-92E02	REMOTE CONTROL ASSY	1	
2	67261-92E00	.GRIP, NO.1	1	
3	67263-92E00	.GRIP, NO.2	1	
4	37850-92E21	.SWITCH ASSY, PTT	1	
5	67295-92E10	.SCREW	2	
6	67296-88D10	.SCREW	1	
7	67288-92E20	.WASHER	3	
8	67295-92E00	.SCREW	2	
9	67296-92E70	.SCREW	1	
10	67288-92E40	.WASHER	1	
11	67257-92E00	.CAP. LEVER	1	
12	67251-92E00	.LEVER, HANDLE	1	
13	67296-92E60	.SCREW	2	
14	67288-92E30	.WASHER	2	
15	67253-92E00	.WASHER	1	
16	36890-92E00	.WIRE HARNESS	1	
17	67281-92E00	.DECAL	1	
18	67296-92E30	.SCREW	4	
19	09160-05024	.WASHER	4	
20	67287-92E00	.NUT	4	
21	67275-95600	.END, CABLE	2	
22	67273-95600	.SPACER	1	
23	67273-92E00	.GROMMET	1	
24	67274-92E00	.FLANGE	2	
25	67296-95610	.SCREW	4	
26	67271-92E00	.COVER	1	
27	67211-92E00	.COVER, BODY	1	

FIG.52

FIG.52 (H-5)

OPT:TOP MOUNT SINGLE (2)

QTY.

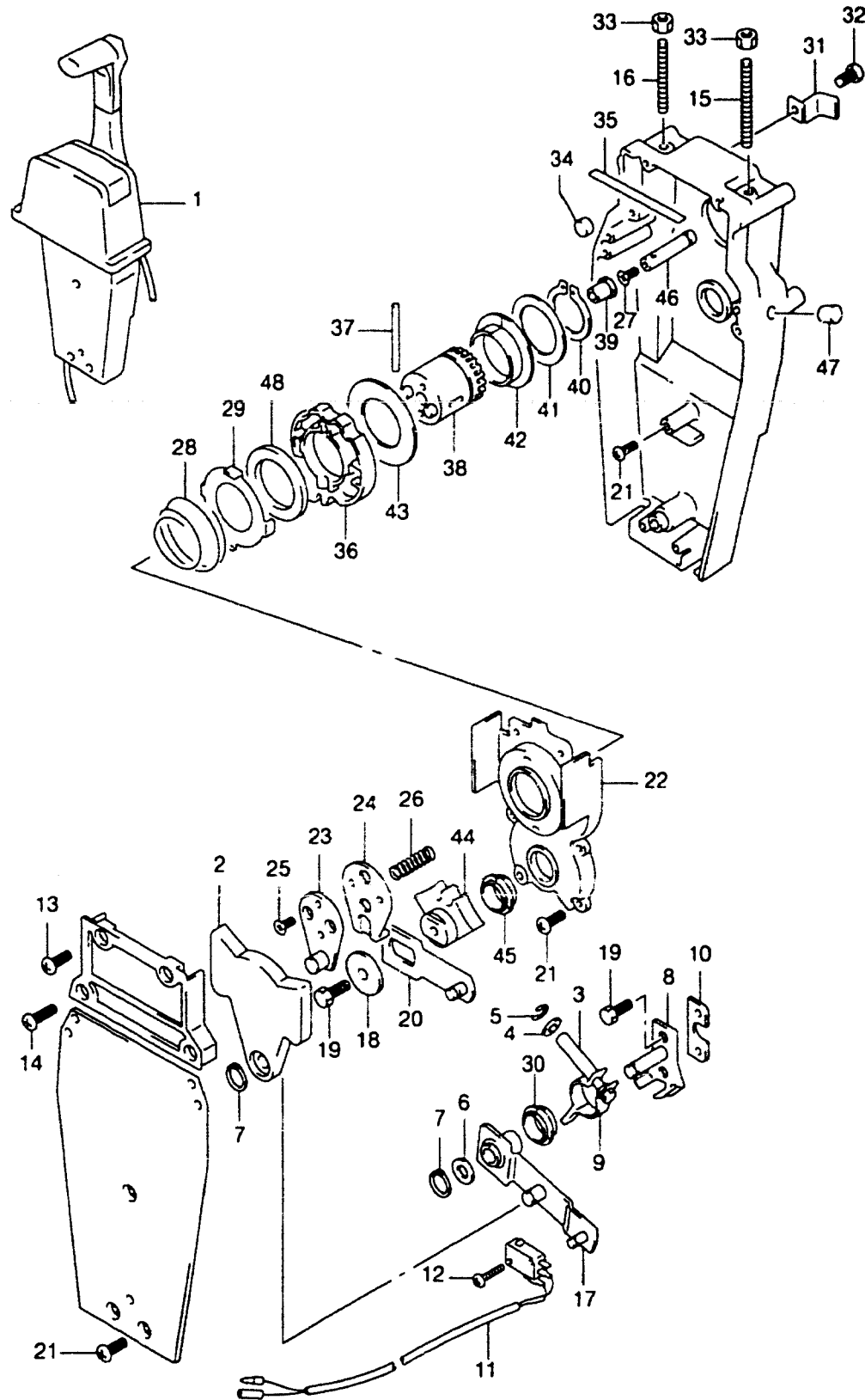


REF.NO.	PART NO.	DESCRIPTION	QTY.	REMARKS
1	67200-92E02	REMOTE CONTROL ASSY, SINGLE	1	
2	67222-92E00	.DUEL PLATE	1	
3	67223-92E00	.BRAKE ADJUST	1	
4	67288-92E00	.WASHER	1	
5	67292-94300	.E RING	4	
6	67288-92E10	.WASHER	1	
7	67291-92E00	.SNAP RING	2	
8	67221-92E00	.SHIFT ASSY	1	
9	67224-92E00	.BRAKE ARM ASSY	1	
10	67294-92E00	.SPACER	1	
11	37721-92E20	.SWITCH ASSY, N/R	1	
12	67296-92E10	.SCREW	2	3X15
13	67296-88D10	.SCREW	2	5X16
14	67296-92E20	.SCREW	2	5X25
15	67226-92E00	.BOLT, STOPPER FRONT	1	
16	67226-92E10	.BOLT, STOPPER RR	1	
17	67240-92E00	.ARM ASSY, THROTTLE	1	
18	67228-92E00	.WASHER	1	
19	67286-92E00	.BOLT	3	6X18
20	67230-92E00	.ARM ASSY, SHIFT	1	
21	09125-05042	.SCREW (5X10)	9	
22	67234-92E00	.CASE, GEAR	1	
23	67245-92E00	.LEVER ASSY, THROTTLE	1	
24	67227-92E00	.STOPPER	1	
25	09126-06006	.SCREW (6X20)	2	
26	67225-92E00	.SPRING	1	
27	09125-04004	.SCREW	1	4X6
28	67233-92E00	.SPRING	1	
29	67235-92E00	.PLATE, SHIFT LOCK	1	
30	67232-95620	.BUSH	1	
31	67269-92E00	.BRACKET	1	
32	67296-88D10	.SCREW	1	
33	09140-06020	.NUT	2	
34	67236-92E00	.ROLLER	1	

FIG.52

FIG.52 (H-6)

OPT:TOP MOUNT SINGLE (2)

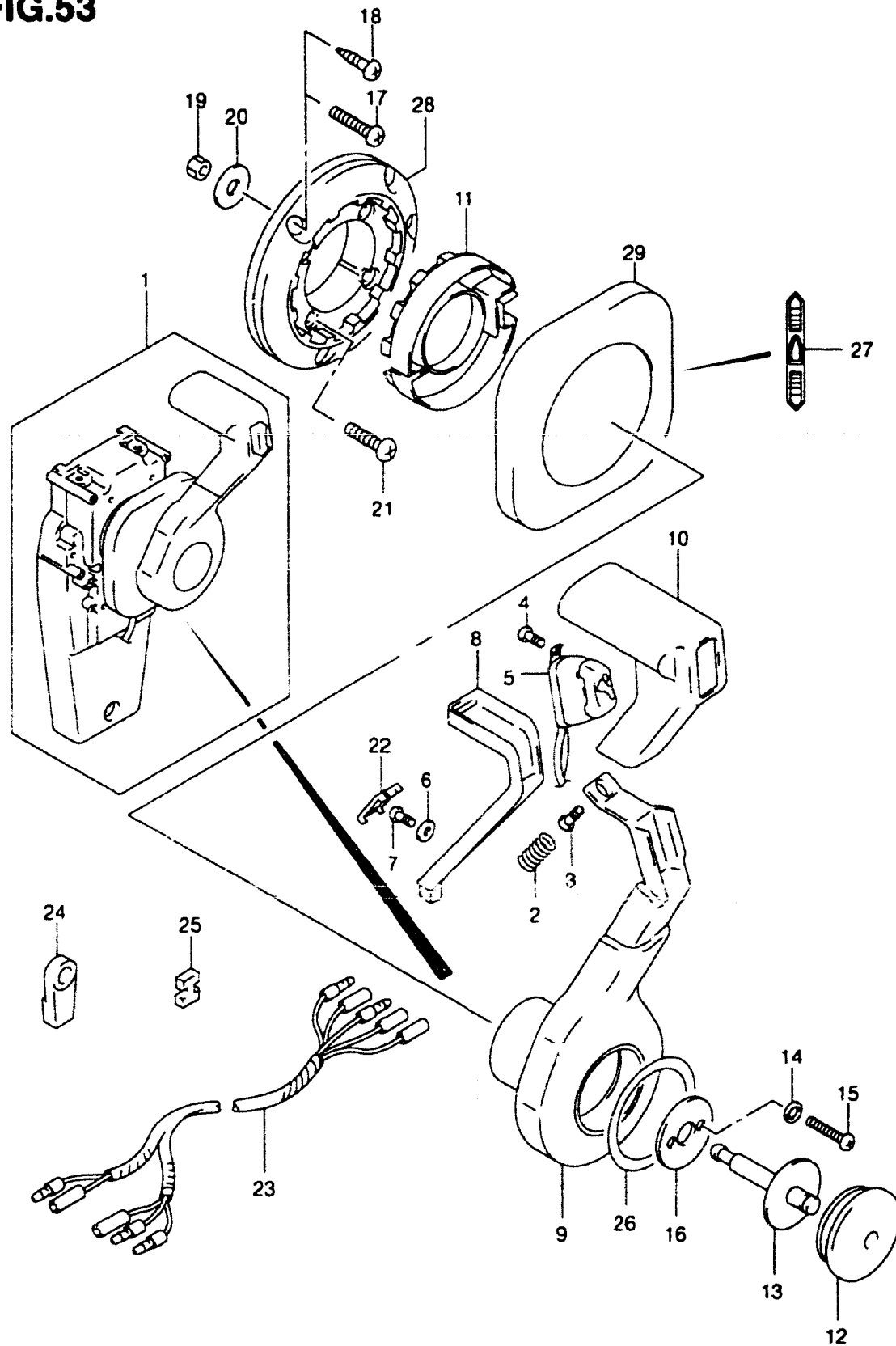


REF.NO.	PART NO.	DESCRIPTION	QTY.	REMARKS
35	67237-92E01	.SPRING	6	
36	67238-92E00	.GEAR, DRIVE	1	
37	67239-92E00	.PIN	1	
38	67246-92E00	.SHIFT, DRIVE	1	
39	67252-92E00	.BUSH	1	
40	67291-92E10	.SNAP RING	1	
41	67253-92E10	.WASHER	1	
42	67252-92E10	.BUSH	1	
43	67253-95600	.WASHER	1	
44	67231-92E00	.GEAR, SHIFT	1	
45	67232-95600	.BUSH	1	
46	67241-92E00	.ROD, FREE ACC	1	
47	67243-92E00	.GROMMET	1	
48	67239-92E10	.PLATE, SHIFT PIN	1	

FIG.53

FIG.53 (H- 7)

OPT:CONCEALED REMOCON (1)



QTY.

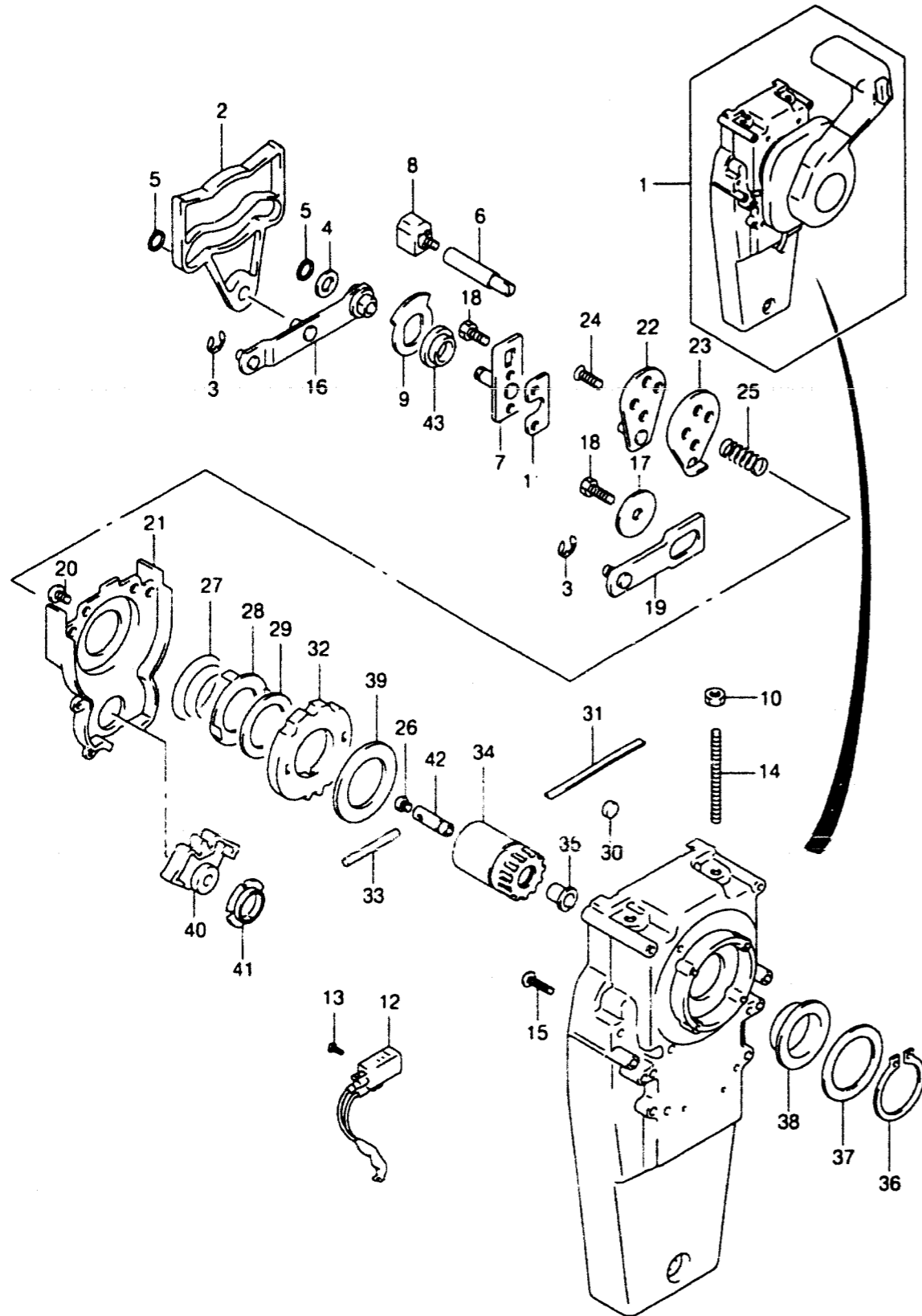
REF.NO.	PART NO.	DESCRIPTION	REMARKS
1	67200-92E51	REMOTE CONTROL ASSY, CONCEALD	1
2	67298-92E50	.SPRING	1
3	67296-94310	.SCREW	1
4	67295-92E10	.SCREW (3X12)	2
5	37850-92E21	.SWITCH ASSY, PTT	1
6	67288-92E60	.WASHER	1
7	09125-04021	.SCREW (4X20)	1
8	67255-92E50	.ARM, NEUTRAL LOCK	1
9	67251-92E50	.LEVER	1
10	67261-92E50	.GRIP	1
11	67256-92E50	.HOLDER, NEUTRAL LOCK	1
12	67257-92E00	.CAP, LEVER	1
13	67242-92E50	.SHAFT, FREE ACC	1
14	67288-92E20	.WASHER	6
15	67296-88D10	.SCREW (5X16)	4
16	67288-92E70	.WASHER	1
17	67296-88D20	.SCREW (6X35)	3
18	67295-92E50	.SCREW (6X30)	3
19	67287-92E50	.NUT	3
20	09160-06104	.WASHER	3
21	67296-88D30	.SCREW (5X30)	4
22	67254-92E50	.COVER, LOCK ARM	1
23	36890-92E00	.WIRING ASSY	1
24	67275-95600	.ENG CABLE	2
25	67273-95600	.SPACER	1
26	67283-92E50	.DECAL, LEVER	1
27	67284-92E50	.DECAL, CLUTCH	1
28	67274-92E50	.BASE	1
29	67211-92E50	.COVER	1

FIG.54

FIG.54 (H-8)

OPT: CONCEALED REMOCON (2)

QTY.

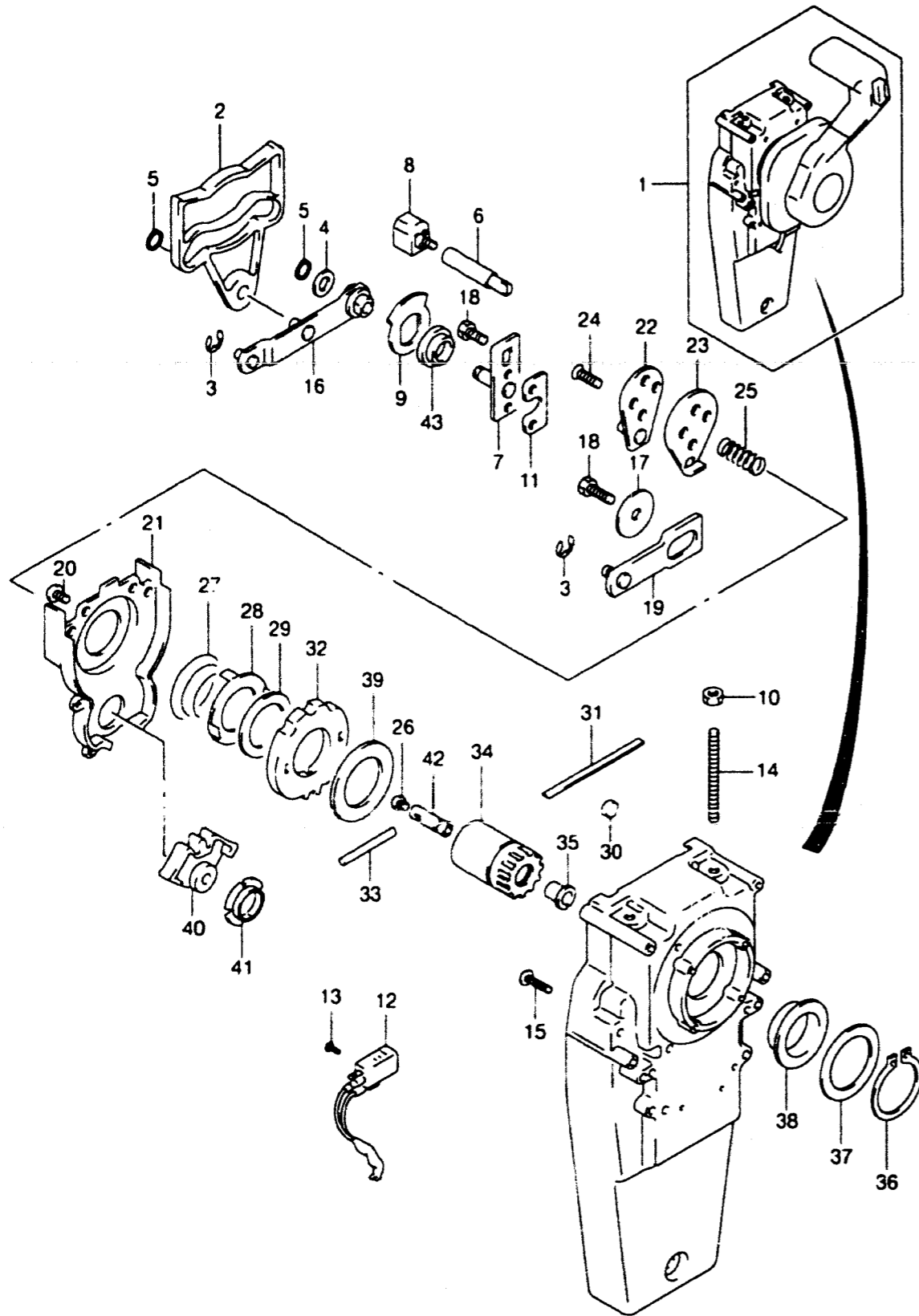


REF.NO.	PART NO.	DESCRIPTION	REMARKS
1	67200-92E51	REMOTE CONTROL ASSY, CONCEALD	1
2	67222-92E50	.DUEL PLATE	1
3	67292-94300	.E RING	3
4	67288-92E10	.WASHER	1
5	67291-92E00	.SNAP RING	2
6	67223-92E50	.BRAKE ADJUST	1
7	67221-92E50	.HOLDER ASSY	1
8	67224-92E50	.BRAKE SHOE ASSY	1
9	67225-92E50	.DISK, BRAKE	1
10	09140-06020	.NUT	2
11	67294-92E00	.SPACER	1
12	37721-92E20	.SWITCH ASSY, NEUTRAL	1
13	67296-92E10	.SCREW (3X15)	2
14	67226-92E50	.BOLT, STOPPER	2
15	67296-92E20	.SCREW (5X25)	2
16	67240-92E50	.ARM ASSY, THROTTLE	1
17	67228-92E00	.WASHER	1
18	67286-92E00	.BOLT (6X18)	3
19	67230-92E00	.ARM ASSY, SHIFT	1
20	09125-05042	.SCREW (5X10)	11
21	67234-92E00	.GEAR CASE	1
22	67245-92E00	.LEVER ASSY, THROTTLE	1
23	67227-92E00	.STOPPER	1
24	67296-88D10	.SCREW (6X20)	2
25	67225-92E00	.SPRING	1
26	09125-04004	.SCREW (4X6)	1
27	67233-92E00	.SPRING	1
28	67235-92E00	.PLATE, SHIFT LOCK	1
29	67239-92E10	.PLATE, SHIFT PIN	1
30	67236-92E00	.ROLLER	1
31	67237-92E01	.SPRING	5
32	67238-92E50	.GEAR, DRIVE	1
33	67239-92E00	.PIN	1
34	67246-92E50	.SHAFT, DRIVE	1

FIG.54

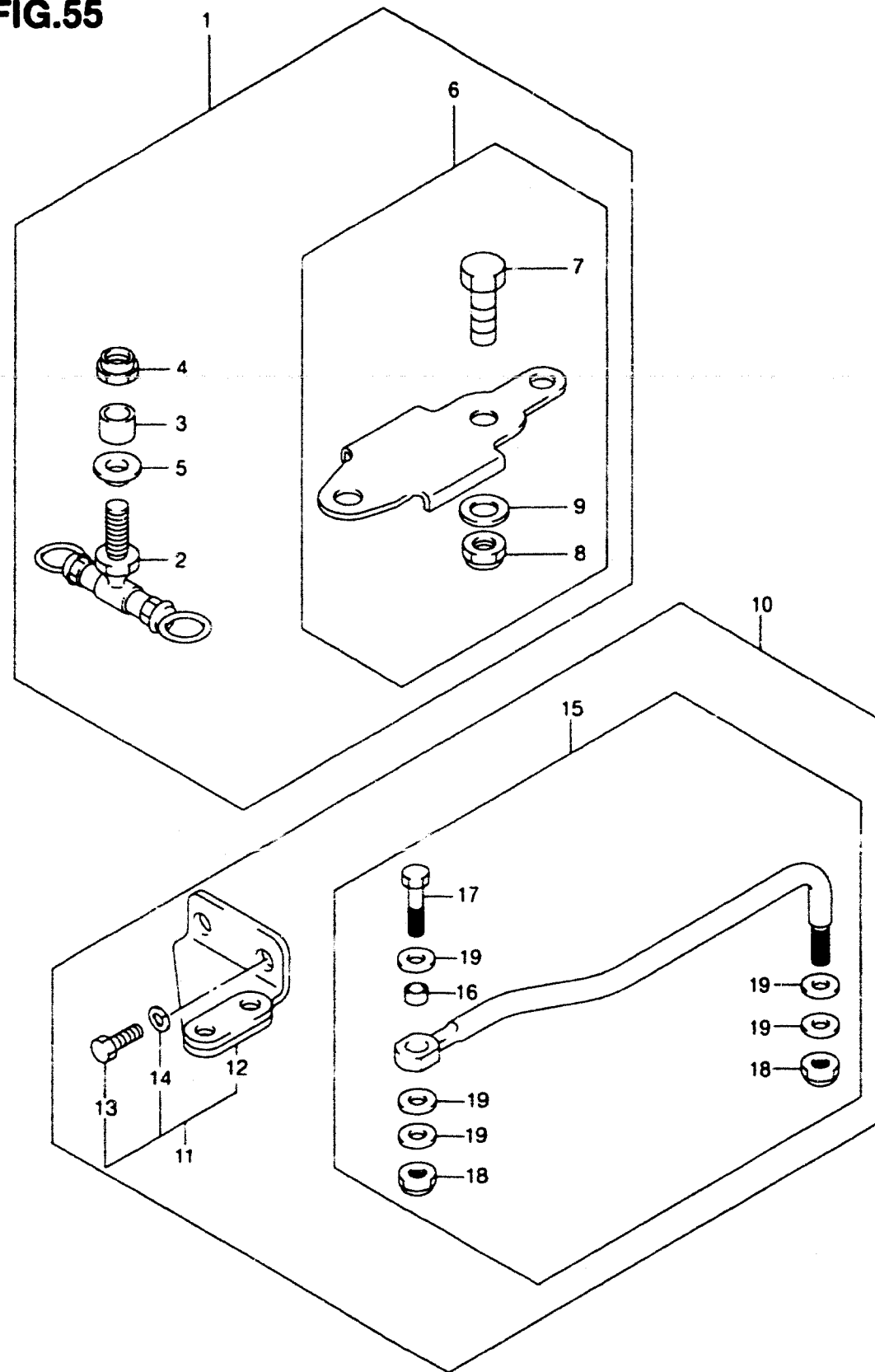
FIG.54 (H- 9)

OPT: CONCEALED REMOCON (2)



REF.NO.	PART NO.	DESCRIPTION	QTY.	REMARKS
35	67252-92E00	.BUSH	1	
36	67291-92E10	.SNAP RING	1	
37	67253-92E10	.WASHER	1	
38	67252-92E10	.BUSH	1	
39	67253-95600	.WASHER	1	
40	67231-92E00	.GEAR, SHIFT	1	
41	67232-95600	.BUSH	1	
42	67241-92E50	.ROD, FREE ACC	1	
43	67232-92E50	.BUSH	1	

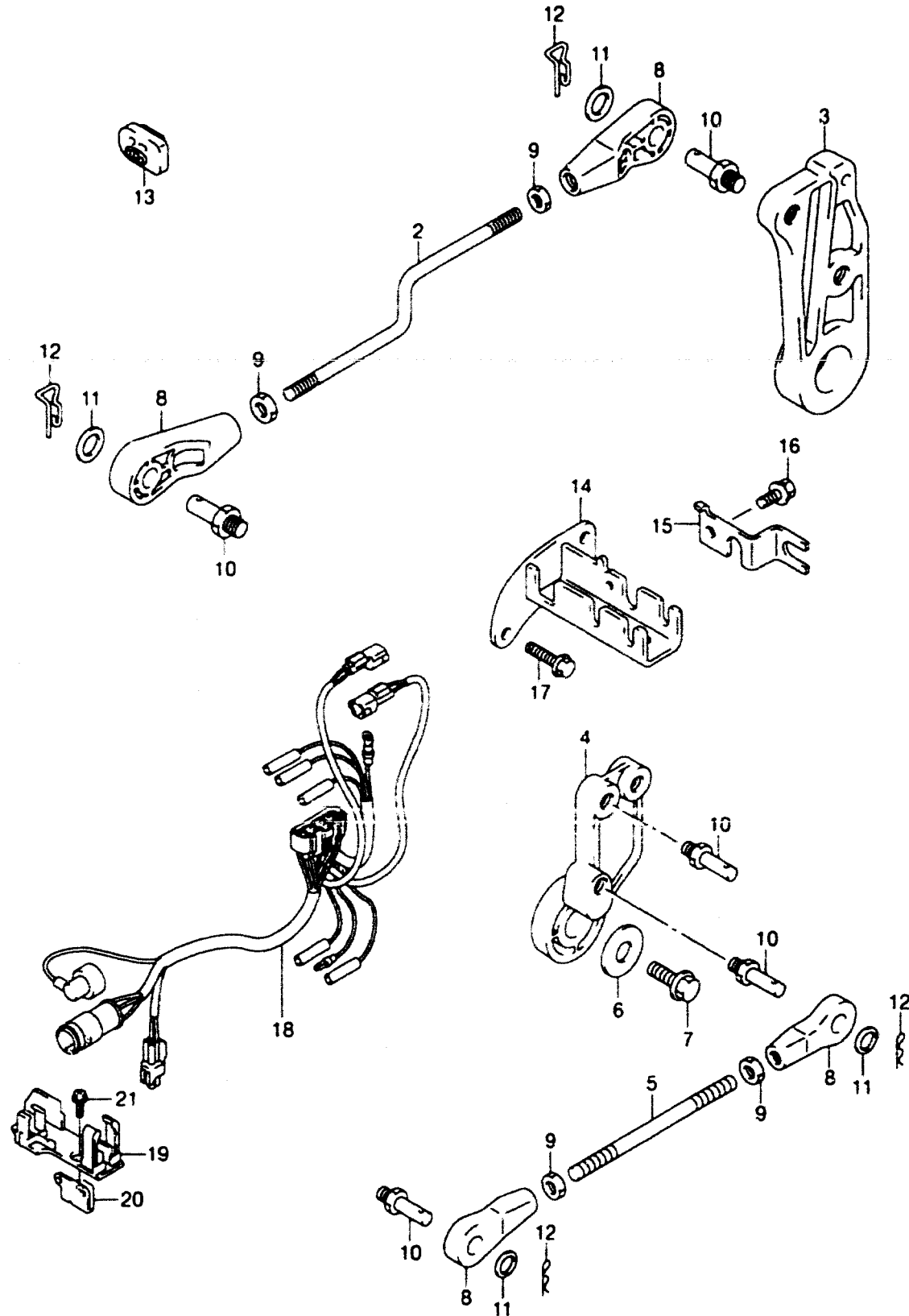
FIG.55



QTY.

REF.NO.	PART NO.	DESCRIPTION	REMARKS
1	67100-93E00	ATTACHMENT ASSY, REMOCON	1
2	67110-93E00	ATTACHMENT, REMOCON	1
3	67721-89J00	SPACER	1
4	67726-99E00	NUT	1
5	67728-99E00	WASHER	1
6	67720-93E00	ATTACHMENT, STRG BRKT SUB	1
7	67725-93E00	BOLT	2
8	67726-99E00	NUT	2
9	67728-99E00	WASHER	4
10	67700-89J00	LINK SET, DRAG	1
11	67100-89J00	ATTACHMENT SET, REMOCON	1
12	43755-89J00	ATTACHMENT, STEERING	1
13	09100-10270	BOLT	2
14	09162-10005	WASHER, LOCK	2
15	67701-89J00	LINK ASSY, DRAG	1
16	67721-89J00	SPACER	1
17	67725-93E00	BOLT	1
18	67726-99E00	NUT	2
19	67728-99E00	WASHER	5

FIG.56



REF.NO.	PART NO.	DESCRIPTION	QTY.	REMARKS
1	67130-89J01	PARTS ASSY, REMOCON	1	
2	21241-89J00	.LINK, CLUTCH LEVER	1	
3	23211-89J00	.LEVER, CLUTCH CONTROL	1	
4	19121-89J00	.LEVER, THROTTLE CONTROL	1	
5	67413-89J00	.ROD, REMOCON THROTTLE	1	
6	09160-06084	.WASHER	1	
7	01550-06127	.BOLT	1	
8	67467-89J01	.CONNECTOR	6	
9	67471-99E00	.NUT, CONNECTOR	4	
10	67473-89J00	.PIN, CONNECTOR	5	
11	09160-06055	.WASHER	6	
12	09385-06012	.CLIP	6	
13	61124-89J10	.GROMMET	1	
14	67340-89J00	.BRACKET, REMOCON CABLE	1	
15	67343-89J00	.STOPPER, REMOCON CABLE	1	
16	09116-06094	.BOLT (6X15)	1	
17	01550-06167	.BOLT	1	
18	36610-89J10	.HARNES, WIRING	1	
19	36616-89J00	.HOLDER, CONNECTOR HOLDER	1	
20	36617-89J00	.BRACKET, CONNECTOR HOLDER	1	
21	02162-06127	.BOLT	1	

FIG.57

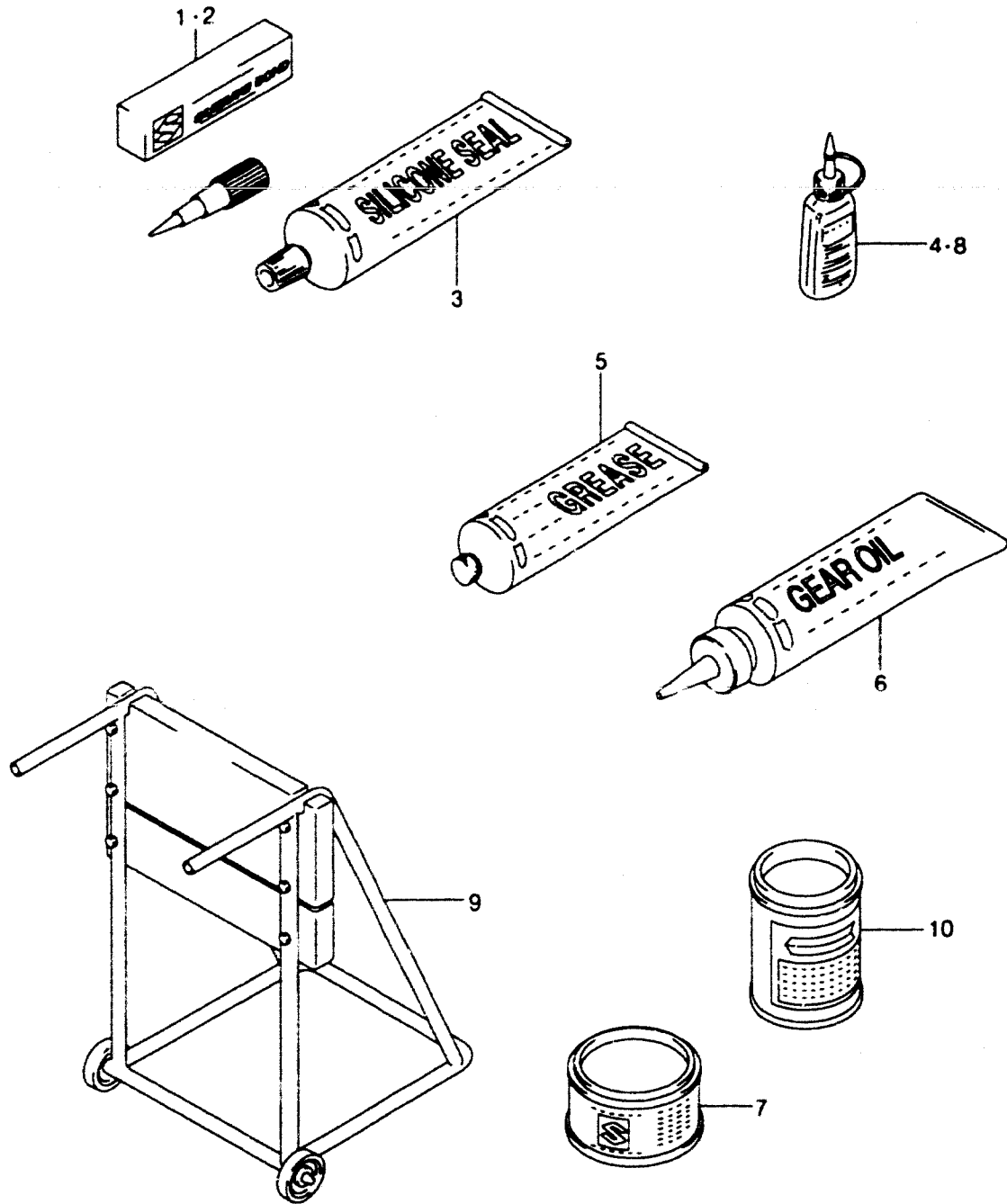


FIG.57 (H-12)

OPTIONAL

REF.NO.	PART NO.	DESCRIPTION	QTY.	REMARKS
1	99000-31030	GASKET, LIQUID NO.4	1	100G
2	99000-31140	SUZUKI BOND, NO.1207B	1	100G
3	99000-31120	SUZUKI SILICON SEAL	1	50G
4	99000-32050	THREAD LOCK CEMENT, SUPER	1	50G
5	99000-25160	GREASE, WATER RESISTANT	1	250G
6	99000-22540	GEAR OIL, OUTBOARD MOTOR	1	400CC SEE NOTE*
7	99000-25010	SUZUKI SUPER GREASE	1	450G
8	99000-32020	THREAD LOCK CEMENT, SUPER	1	50G,103Q
9	09914-39941	HANGER, ENGINE	1	SEE NOTE*
10	99000-10109-0EP	PAINT (BLACK)	1	SEE NOTE*
11-1	99011-89J00-03A	MANUAL, OWNER'S	1	MODEL:00 DRAWING NOT SHOWN
11-2	99011-89J01-03A	MANUAL, OWNER'S	1	MODEL:01

NOTE*

FOR NON U.S. MODELS ONLY. SEE ACCESSORY CATALOG FOR U.S. APPLICATIONS